

# Welcome to HUG

2023-05-10



# Safety & Convenience

- Emergency exits
- No planned fire drills
- Coffee break both before and after lunch
- Rest-room is out in the hallway and to the left
- Jonas is time-keeper



HUGstage23

# Mentimeter #1/2/3

Go to

**[www.menti.com](https://www.menti.com)**

use the code

**7101 4623**



# Agenda

- About Highstage
- Introducing: eBOM by Nordcad
- eBOM by Nordcad case: Operations
- What's new in V12?
- CMS
- New UI
- New Folder View

**Lunch: 1145**

- Is there a life after Highstage?
- Recab: Manufacturing, Devices and a barcode skanner
- SolidWorks MCAD intergrations
- The List feature
- The updated Import feature

**Thank you: 1500**

- Techie's corner

Reference 2.0, Templates,  
Basetype inheritance

**Dinner: 1700**

A blue-tinted photograph of a doctor and a patient in a clinic. The doctor, a woman with a stethoscope, is leaning over a desk, smiling as she looks at a document held by the patient, an older man with glasses. In the background, there are medical posters, including one titled 'THE MUSCULAR SYSTEM' and another with a grid of letters (E, F, P, O, Z).

# About Highstage

A blue-tinted photograph of a doctor and a patient in a clinic. The doctor, a woman with a stethoscope, is leaning over a desk, smiling as she looks at a document held by the patient, an older man with glasses. In the background, there are medical posters on the wall, including one titled 'THE MUSCULAR SYSTEM' and another with the letters 'E', 'F', 'P', 'O', 'Z'.

# First: Meet the team



# Steady growth

**BØRSEN**



20, 21, (22)

All owners are employees/board members  
All employees have shares/warrants

Primarily Subscription model  
ARR is 90%+ of license revenue  
High-profile customer base with very low churn

Employee growth last 3 years

3 -> 8

Customer growth last 3 years

30 -> 45

ARR/Customer growth last 3 years

€15k -> €55k

Revenue growth last 3 years

€200k -> €600k





HUGstage23

# New customers

SERSTECH

EMRI

FALCOM GN



RA Norway

TLS

Asset mngt.

PetroPort

SENAB  
EIKELAND

future  
PRODUCTION A/S

D/WELLOP

IMS  
Intelligent  
Mud Solutions

CUBILITY

Recab

AVA monitoring  
simpler measurement, automatically

CAVIUS™

danelec  
MARINE

COMBILent™

Kaelus

DEVELCO  
PRODUCTS

FINGERPRINTS

INVISIO®

SHURE®

TELEDYNE RESON  
Everywhere you look

HBK  
HOTTINGER  
BRÜEL & KJÆR

SILICON LABS

ASSA®  
ASSA ABLOY

MagVenture

oivi

HeProCalc

CANDELA™

TRA

Sophion

bk  
medical  
a GE Healthcare company

UNEEG™  
medical

DDD  
Diagnostic

Biolin Scientific  
[Progress Together]

rd support

EXCITUS

TIDEWAVE™

WINDEED

NORTEK

HAGAL

Drilling

GLOBAL  
SCANNING

GreenTech

SW

Medical & Bioscience

Telecommunication/Electronics

Electronics

Energy & Utilities

SENSITIVUS

PODBIKE

Mobility



# New partners





# Highstage USP (rocket analogy)

## USP

- Lean product management – unsynced approval and release (PLM)
- Synced doc, data and processes (QMS)
- Extreme Low-code customizations

## Differentiators

- Reference Locks
- No need for consultants to streamline your business
- Document management
- Local and near
- Webdav
- Generates benefits for all
- Single tenant
- Scandinavian approach
- Cross-OS, Cross-browser
- FDA Part 11
- Built-in XML/JSON interfaces for extraction to Business Intelligence
- Fully Qualified URL's

## Basic

- Revision management
- BOM Management
- BOM Export
- Assy structures
- 100% web-based
- Integration

## USP


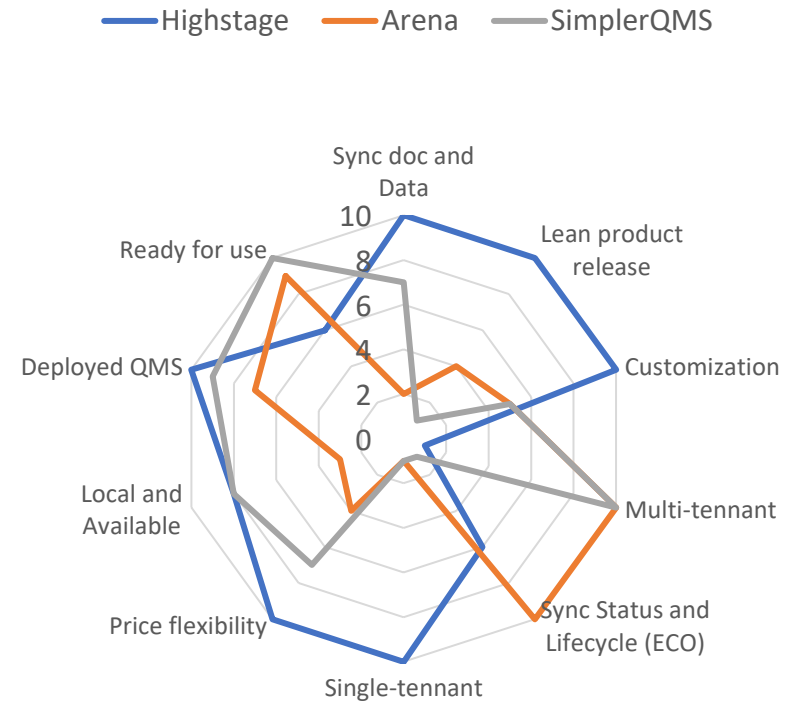
Land on moon surface

## Differentiators

Travel to the moon

## Basic

Lift from ground





# Testimonials

- From medtech

**“ It’s fast, it’s easy to use and it makes the processes smooth. The entire development team are very satisfied. “**

Quote: Anonymous happy customer, 2022

**“ We have tried other well-known systems with the same tools as Highstage but they were way too complex and heavy. With Highstage things just feels right. Everything works. Just seeing the smile on the face of our team. We’re glad we came across Highstage. “**

Quote: Anonymous happy customer, 2022



**“ Today, when we receive our audits from the authorities, the auditors are fully aware of Highstage. They trust the system and just log into the system. You almost forget how long time an audit took before Highstage. Boy, I’m glad we moved on.”**

Quote: Anonymous happy customer, 2022





# What people say about us

**Everything needs to be in HS,  
otherwise, you will be fired.**

- Takes the human error out of communication about our product
- Confidence when talking to customers
- The uncertainty has gone away
- Searching, finding and using the right information at the right time
- HS empowers the people in your company
- Enables our people to move fast
- System that keeps you compliant. Keeps track of everything
- Even the hardcore engineers who are not documentation oriented at all, they really hate creating documentation, they are doing it because it is so easy!
- Eliminates the very costly and time-consuming problems of having the wrong documentation
- I like the people at HS. They are honest and responsive.



HUGstage23

Customer's  
Ambition and  
Determination

Erik Driehuis:

«You have **WONDERFUL** customers»

YOU are our  
HEROES



# Targets

Scandinavia

1 year

Be shortlisted on ALL  
QMS/PLM tenders in  
Scandinavia

Northern Europe

2 years

Be shortlisted on ALL  
QMS/PLM tenders in  
Northern Europe

Europe

3 years

Be shortlisted on 50% of  
QMS/PLM tenders in  
Europe

North America

4 years

Be shortlisted on 20% of  
QMS/PLM tenders in US

Strategy

**NOT** take investments,  
**STAY** independent





# Introducing: eBOM by Nordcad

# eBOM by Nordcad

Hi there!





# Our role

# Core team



Daniel Nihlén  
CEO / Sales



Klara Sibeck  
CXO / Customer Experience



Magne Karlsson  
CTO / Technical



Benjamin Both  
Application Engineer



# Extended team at Nordcad



**Nordcad**

# The development of PLM



server



cloud



Highstage

# The PLM dilemma

## Customized system



- + highly customizable
- + adapted to your needs
- long implementation
- expensive, many consultancy hours
- high maintenance

vs.



## One size fits all

- + quick implementation
- + cost efficient
- no customization
- stuck with wrong features

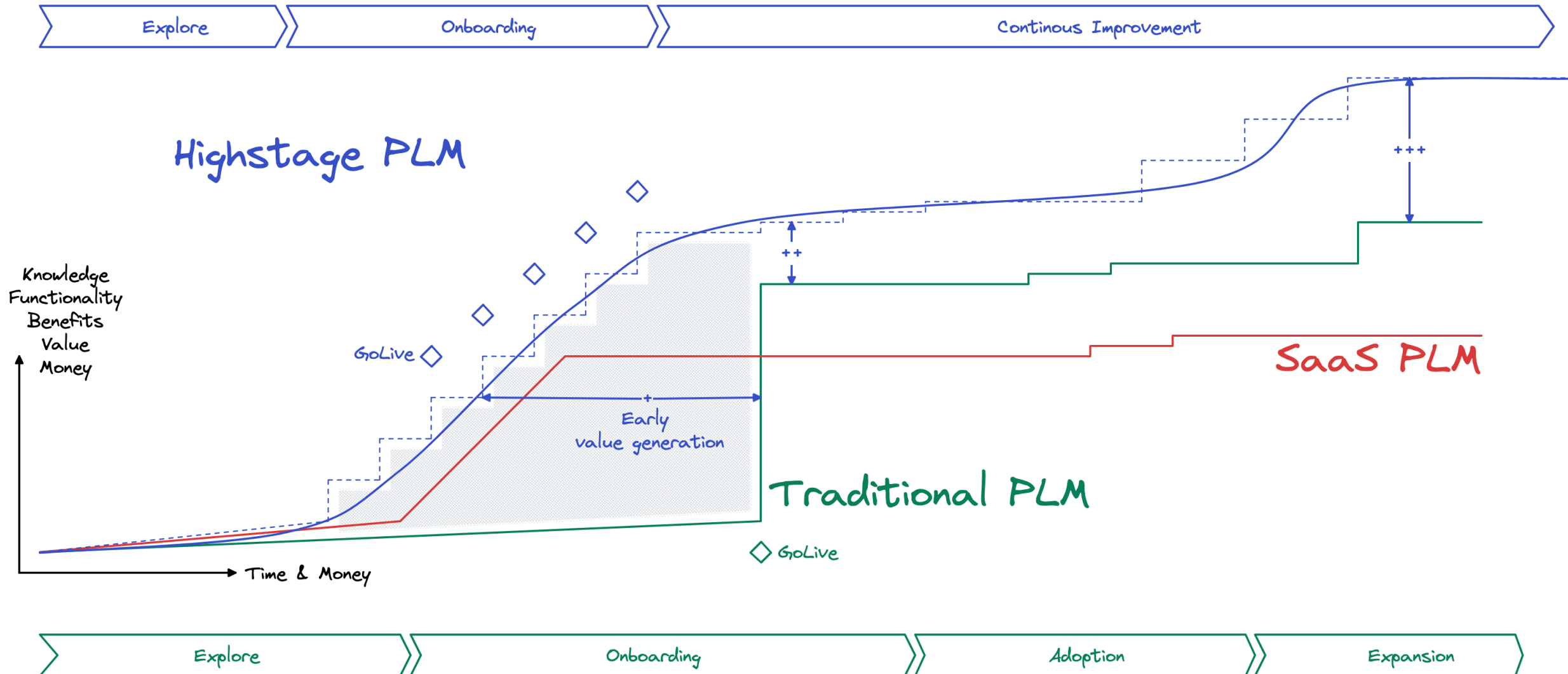


# Highstage solves the dilemma

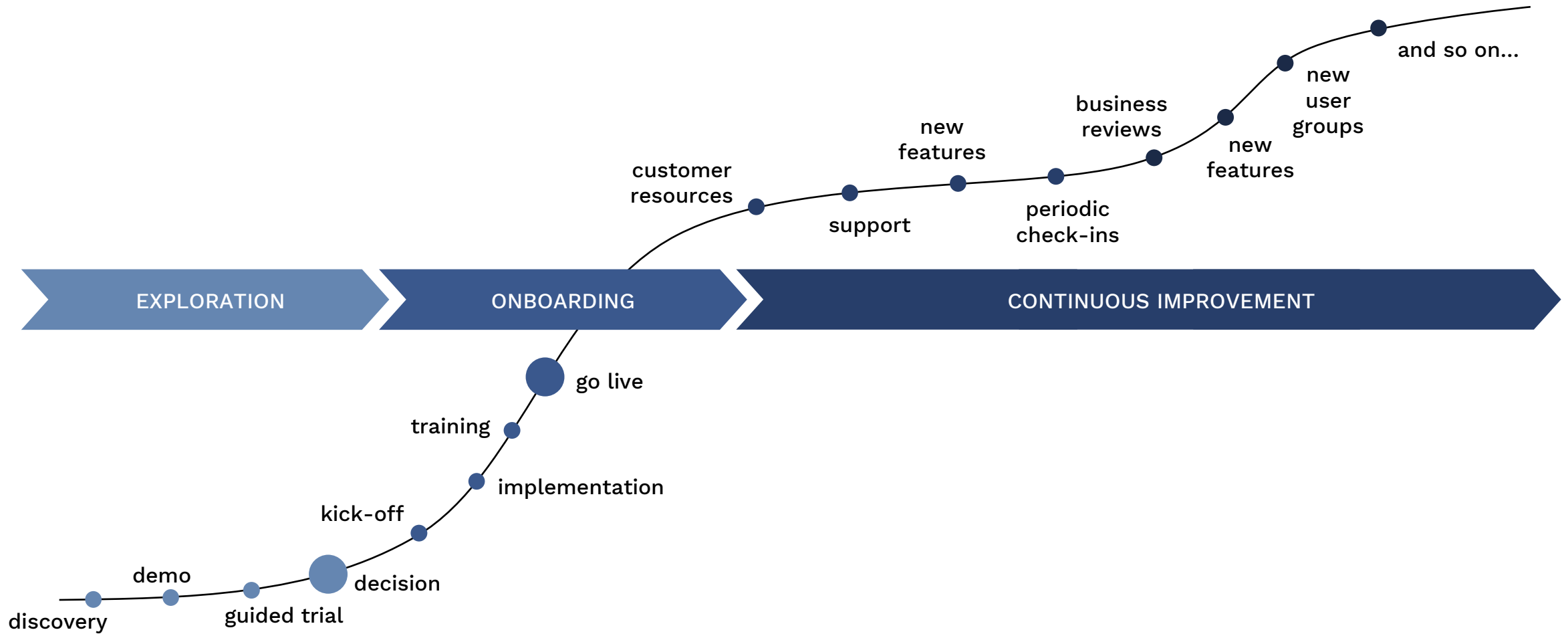


- + highly customizable
- + adapted to your needs
- + quick implementation
- + cost efficient

# Generating value



# Customer journey



get in touch!

daniel@ebomnordcad.com  
klara@ebomnordcad.com  
magne@ebomnordcad.com





# Quiz!



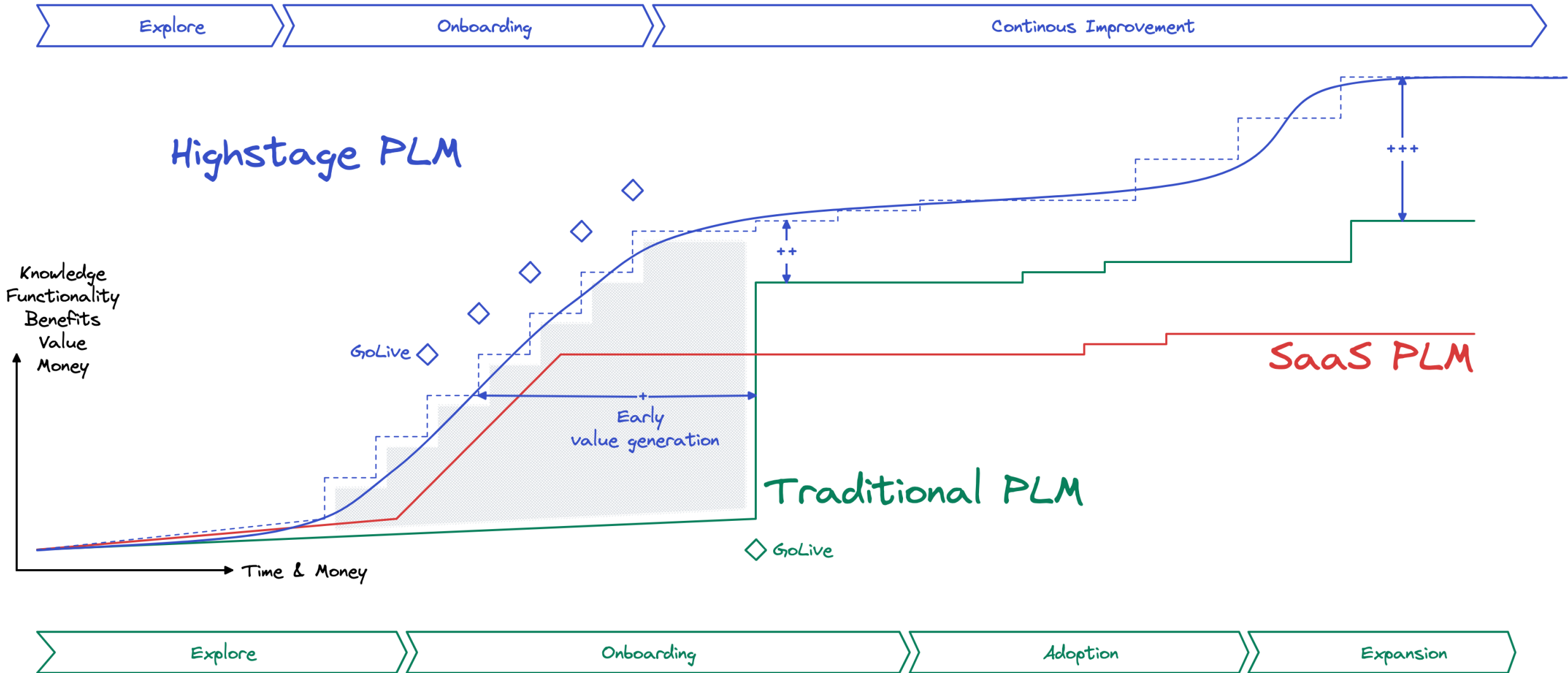
# eBOM by Nordcad customer case: Operations

# Customer case





# Generating value



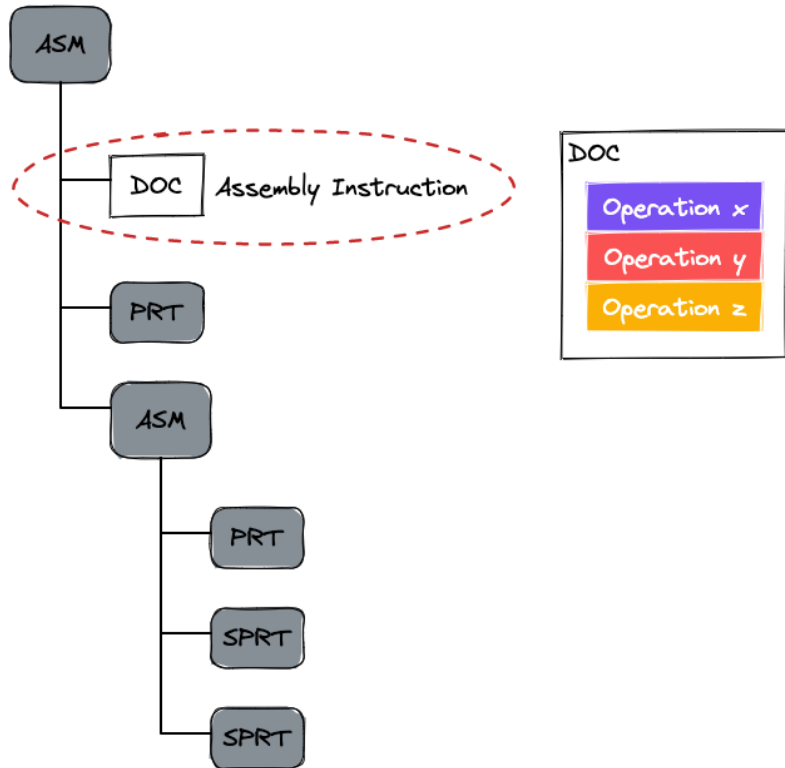
- Customer case: Operations
- Demo
- Future: Dynamic Documents

# Operations

- Instructions for production (manufacturing and assembly)
- Implemented for Highstage customer in Norway

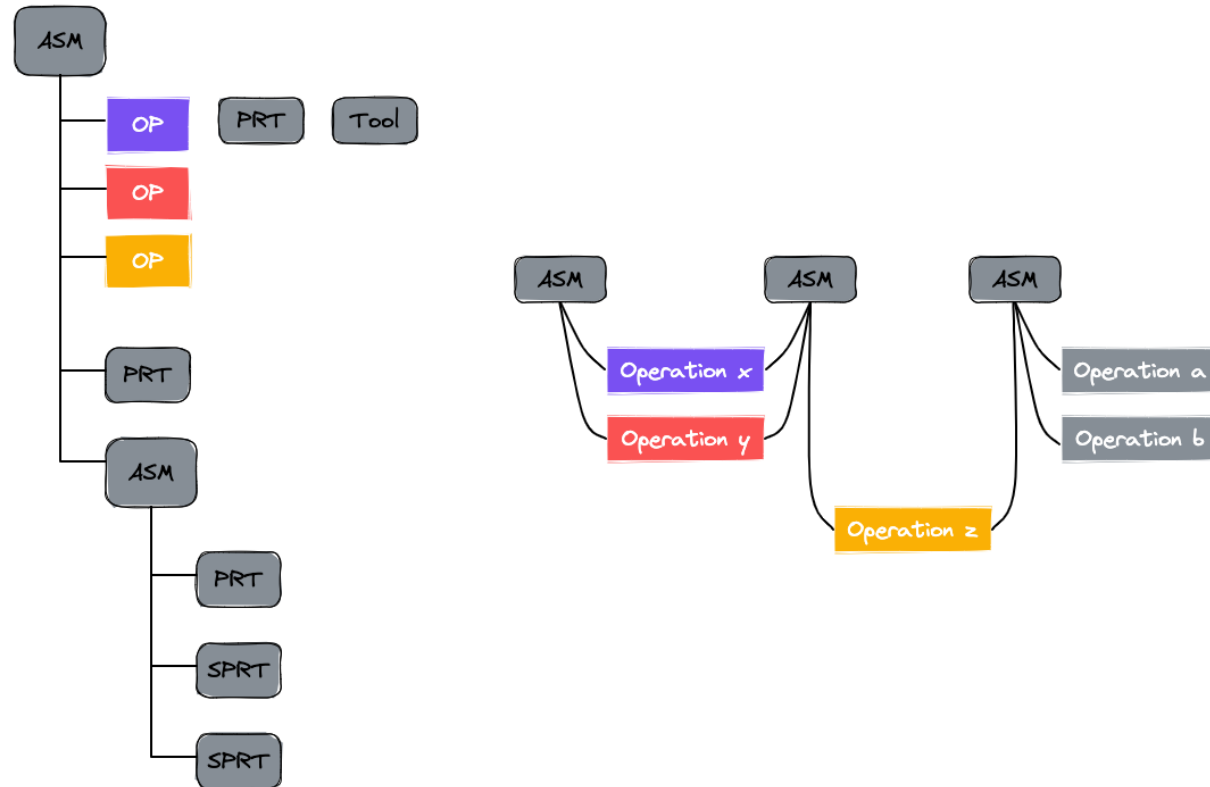
# Before

The document way:  
Assembly Instruction Document



# After

The database way:  
Operations - BOP / Routing / "mBOM"

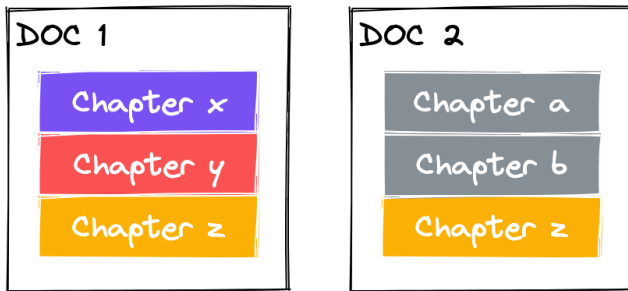


# Demo in Highstage

# Future: Dynamic Documents

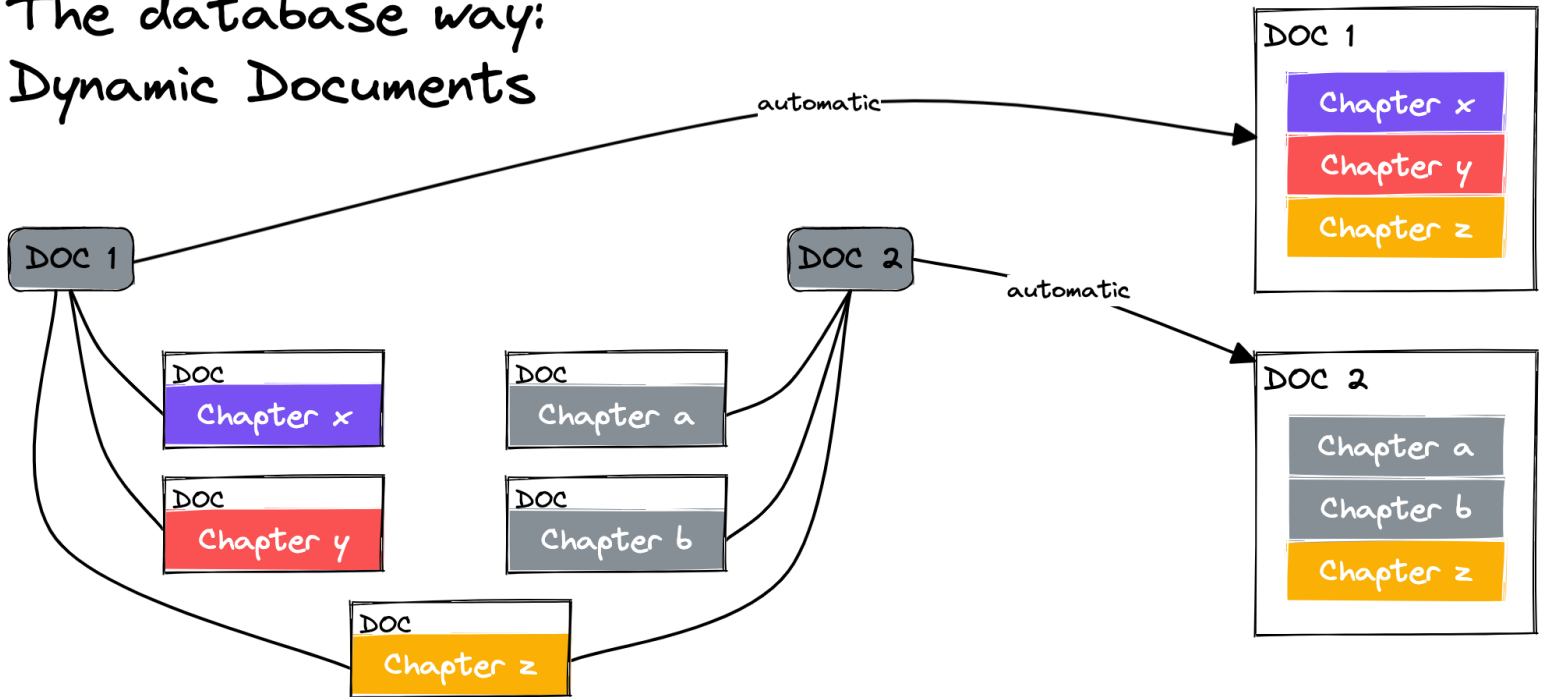
## Today

The document way:  
Static Documents



## Future

The database way:  
Dynamic Documents



thank you!



A blue-tinted photograph of a doctor and a patient in a clinic. The doctor, a woman with a stethoscope, is leaning over a desk, smiling as she looks at a document held by the patient, an older man with glasses. In the background, there are medical posters on the wall, including one titled 'THE MUSCULAR SYSTEM' and another with the letters 'E', 'F', 'P', 'O', 'Z'.

# COFFEE & TEA

HUG 2023



A blue-tinted photograph of a doctor and a patient in a clinical setting. The doctor, a woman with a stethoscope, is leaning over a desk, smiling as she shows a document to the patient, an older man with glasses. In the background, there are anatomical posters on the wall, including one titled 'THE MUSCULAR SYSTEM' and another with the letters 'E', 'F', 'P', 'O', 'Z'.

Version 12



# Version 12

- New module in compliance
- Folder view
- Continuous UI/UX improvements
- Focused on product consolidation
  - Processing fails in the service
  - Upload failed
  - Various bugs
- Corelated import/update features
- New lists



# Recent versions

11

Incoming mail  
support OAuth

Release date:2023-02-01

10

Used Where  
Apply On  
Manufacturer Parts

Release date:2022-09-14

9

Mail triggers  
Structure Compare  
Consolidated BOM

Release date:2022-01-14

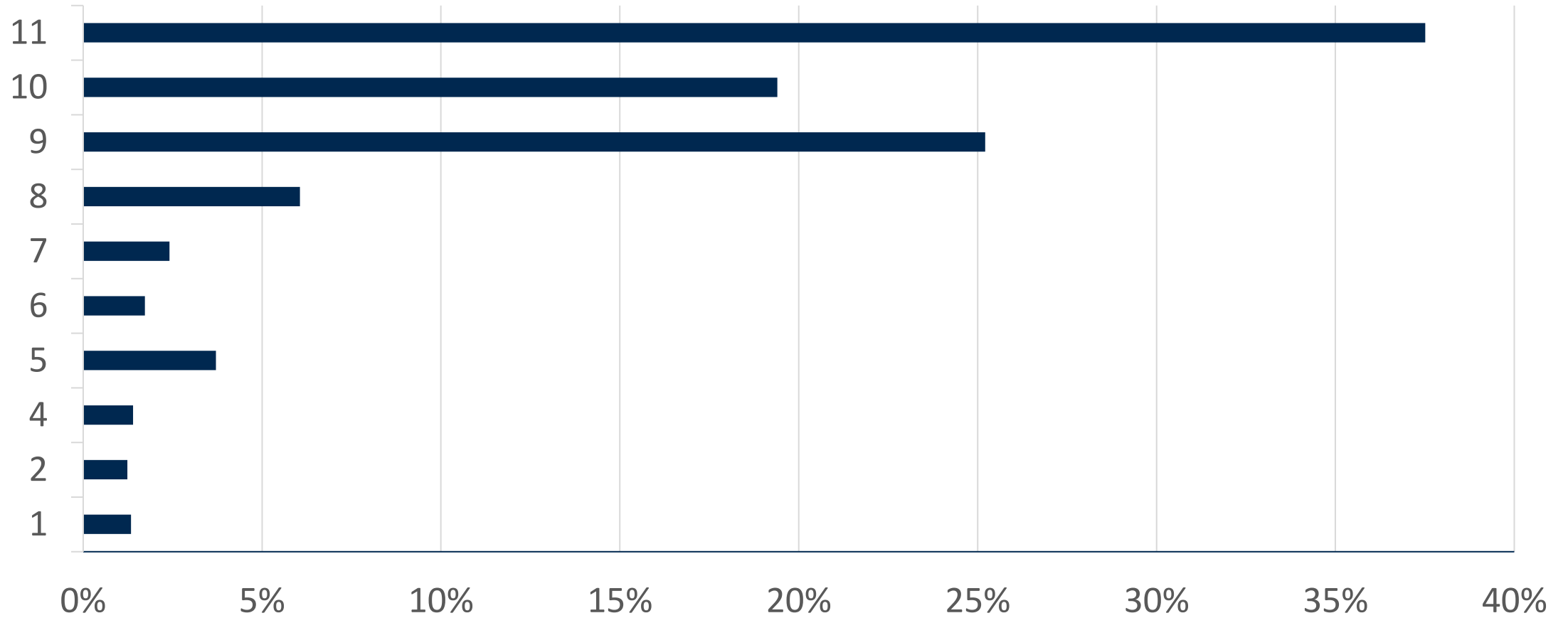
8

Export  
Improved process  
controls

Release date:2020-06-23

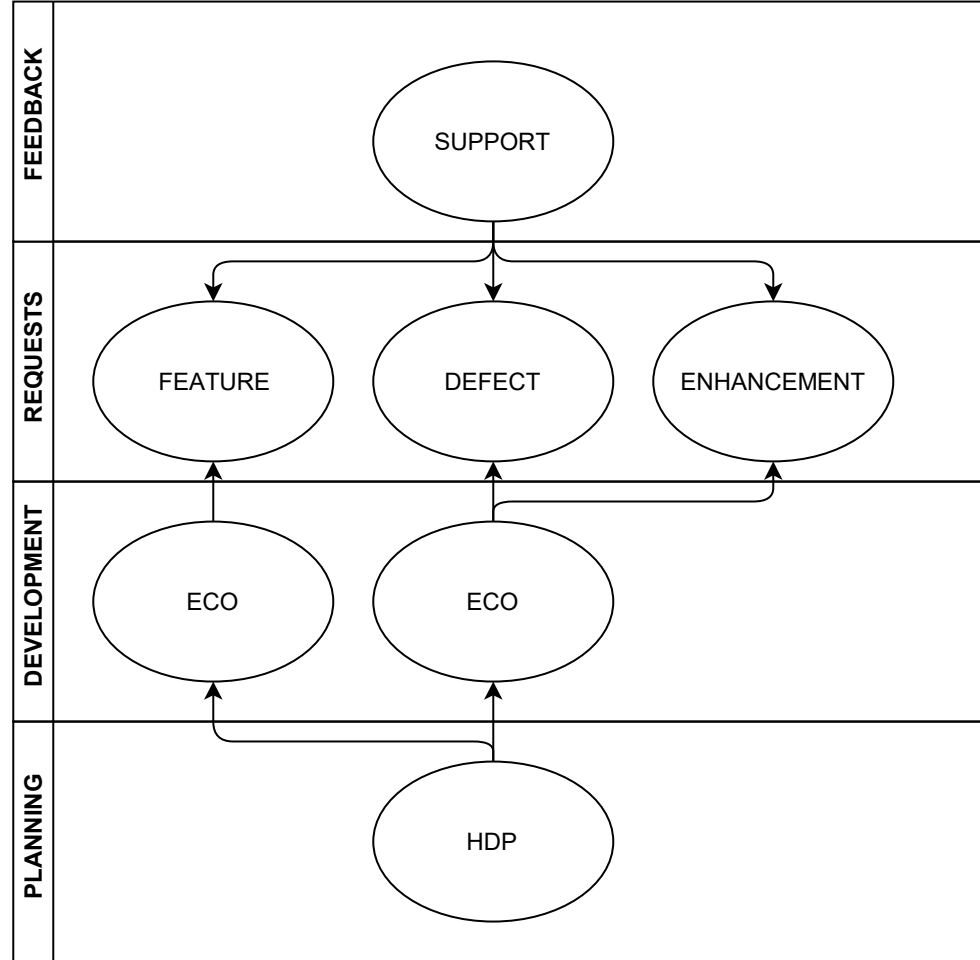


# Release adoption





# Development process







# Your contribution

Features
42

Enhancements
139

Defects
99

TOTAL
280



# Compliance Management System (CMS) Module

Introducing  
**Compliance Module**

Keep records.  
Ensure **compliance**.

Ensure compliance with structured records and reports as evidence.

Adhere to required laws and regulations.

Enables records and evidence of participation, completion and understanding of contents.



Onboarding



Product



Communication



Management



Regulatory



## Plans

A plan reflecting any number of **requirements** to be completed/fulfilled by assigned **subjects**.

## Requirements

Individual requirements to be completed and fulfilled for each plan.

E.g. documents to be read and understood.

## Records

Individual records to be completed by each individual subject.

**Configurable** process steps and contents to provide adequate evidence for completion.

## History

Complete history records documenting completed **requirements** as well as **plans** for each user at any time.

- Plans

Create any number of plans to reflect distinct competencies, courses, responsibilities or tasks.

- Competency Requirements

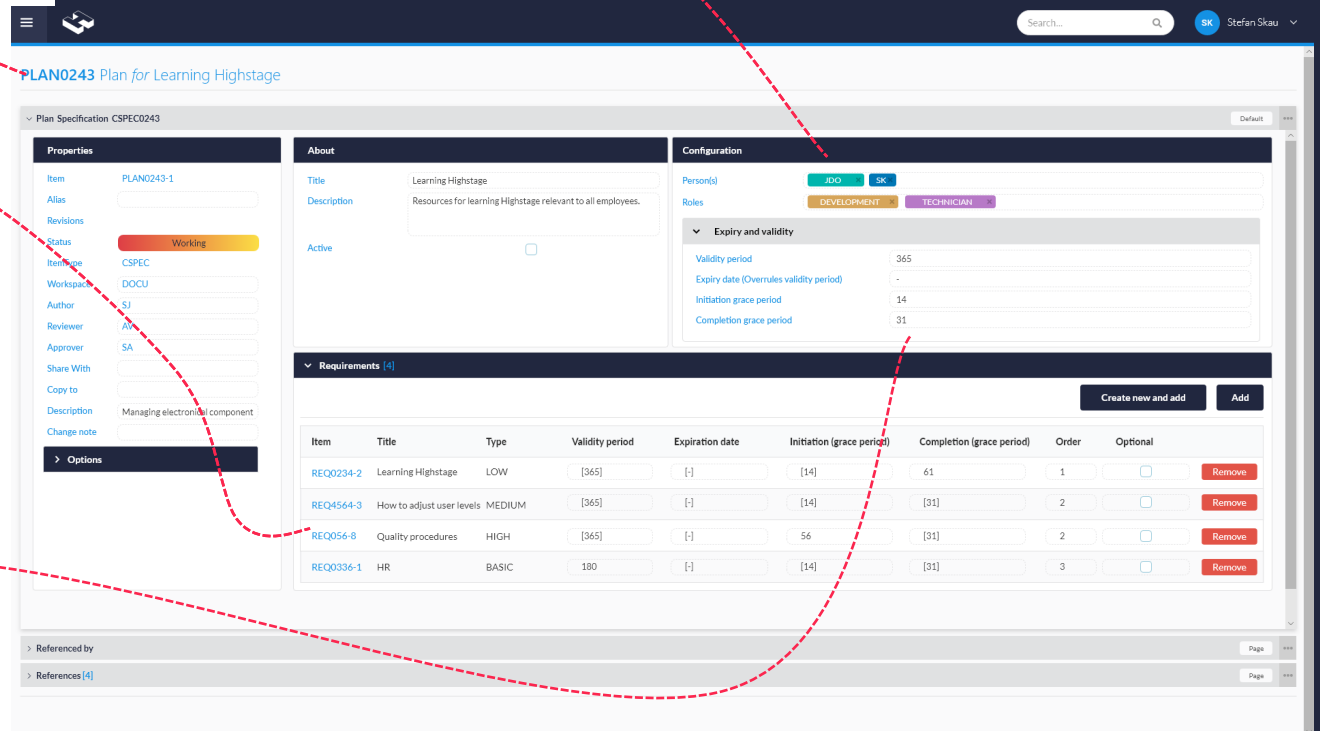
Assign materials and resources to be completed reflecting the skills and capabilities required for satisfying the competency needs.

- Ressources

Assign specific users, groups, teams or roles to carry out the plan.

- Compliance

Assign expiration, due dates and validity periods to the plan or each individual requirement to ensure that competencies are continuously maintained and documented.



The screenshot displays the 'PLAN0243 Plan for Learning Highstage' configuration page. It features several tabs: Properties, About, and Configuration. The Configuration tab is active, showing 'Expiry and validity' settings and a 'Requirements' table.

**Configuration - Expiry and validity**

- Person(s): JDO, SK
- Roles: DEVELOPMENT, TECHNICIAN
- Validity period: 365
- Expiry date (Overrules validity period): -
- Initiation grace period: 14
- Completion grace period: 31

**Requirements [4]**

Item	Title	Type	Validity period	Expiration date	Initiation (grace period)	Completion (grace period)	Order	Optional	
REQ0234-2	Learning Highstage	LOW	[365]	[-]	[14]	61	1	<input type="checkbox"/>	Remove
REQ4564-3	How to adjust user levels	MEDIUM	[365]	[-]	[14]	[31]	2	<input type="checkbox"/>	Remove
REQ056-8	Quality procedures	HIGH	[365]	[-]	56	[31]	2	<input type="checkbox"/>	Remove
REQ0336-1	HR	BASIC	180	[-]	[14]	[31]	3	<input type="checkbox"/>	Remove

# Plan.

The screenshot displays a software interface for managing a plan. The main title is "PLAN0243 Plan for Learning Highstage". The interface is divided into several sections:

- Plan Specification CSPEC0243**: A dropdown menu at the top left.
- Properties**: A sidebar on the left containing fields for Item (PLAN0243-1), Alias, Revisions, Status (Working), ItemType (CSPEC), Workspace (DOCU), Author (SJ), Reviewer (AV), Approver (SA), Share With, Copy to, Description (Managing electrical component), and Change note. An "Options" button is at the bottom.
- About**: A central section with fields for Title (Learning Highstage), Description (Resources for learning Highstage relevant to all employees.), and Active (checkbox).
- Configuration**: A section on the right with fields for Person(s) (JDO, SK), Roles (DEVELOPMENT, TECHNICIAN), and Expiry and validity (Validity period: 365, Expiry date: -, Initiation grace period: 14, Completion grace period: 31).
- Requirements [4]**: A table listing requirements, highlighted with a red border. It includes columns for Item, Title, Type, Validity period, Expiration date, Initiation (grace period), Completion (grace period), Order, and Optional. Each row has a "Remove" button.
- Referenced by** and **References [4]**: Sections at the bottom of the interface.

Item	Title	Type	Validity period	Expiration date	Initiation (grace period)	Completion (grace period)	Order	Optional	Remove
REQ0234-2	Learning Highstage	LOW	[365]	[-]	[14]	61	1	<input type="checkbox"/>	Remove
REQ4564-3	How to adjust user levels	MEDIUM	[365]	[-]	[14]	[31]	2	<input type="checkbox"/>	Remove
REQ056-8	Quality procedures	HIGH	[365]	[-]	56	[31]	2	<input type="checkbox"/>	Remove
REQ0336-1	HR	BASIC	180	[-]	[14]	[31]	3	<input type="checkbox"/>	Remove

# Plan.

PLAN0243 Plan for Learning Highstage

Plan Specification CSPEC0243

### Properties

Item: PLAN0243-1

Alias:

Revisions:

Status: Working

ItemType: CSPEC

Workspace: DOCU

Author: SJ

Reviewer: AV

Approver: SA

Share With:

Copy to:

Description: Managing electrical component

Change note:

> Options

### About

Title: Learning Highstage

Description: Resources for learning Highstage relevant to all employees.

Active:

### Configuration

Person(s): JDO SK

Roles: DEVELOPMENT TECHNICIAN

#### Expiry and validity

Validity period: 365

Expiry date (Overrules validity period): -

Initiation grace period: 14

Completion grace period: 31

### Requirements [4]

Create new and add Add

Item	Title	Type	Validity period	Expiration date	Initiation (grace period)	Completion (grace period)	Order	Optional	
REQ0234-2	Learning Highstage	LOW	[365]	[-]	[14]	61	1	<input type="checkbox"/>	Remove
REQ4564-3	How to adjust user levels	MEDIUM	[365]	[-]	[14]	[31]	2	<input type="checkbox"/>	Remove
REQ056-8	Quality procedures	HIGH	[365]	[-]	56	[31]	2	<input type="checkbox"/>	Remove
REQ0336-1	HR	BASIC	180	[-]	[14]	[31]	3	<input type="checkbox"/>	Remove

> Referenced by

> References [4]

# Plan.

PLAN0243 Plan for Learning Highstage

Plan Specification CSPEC0243

### Properties

Item: PLAN0243-1

Alias: [ ]

Revisions: [ ]

Status: Working

ItemType: CSPEC

Workspace: DOCU

Author: SJ

Reviewer: AV

Approver: SA

Share With: [ ]

Copy to: [ ]

Description: Managing electrical component

Change note: [ ]

> Options

### About

Title: Learning Highstage

Description: Resources for learning Highstage relevant to all employees.

Active:

### Configuration

Person(s): JDO SK

Roles: DEVELOPMENT TECHNICIAN

Expiry and validity

Validity period: 365

Expiry date (Overrules validity period): -

Initiation grace period: 14

Completion grace period: 31

### Requirements [4]

Create new and add Add

Item	Title	Type	Validity period	Expiration date	Initiation (grace period)	Completion (grace period)	Order	Optional	
REQ0234-2	Learning Highstage	LOW	[365]	[-]	[14]	61	1	<input type="checkbox"/>	Remove
REQ4564-3	How to adjust user levels	MEDIUM	[365]	[-]	[14]	[31]	2	<input type="checkbox"/>	Remove
REQ056-8	Quality procedures	HIGH	[365]	[-]	56	[31]	2	<input type="checkbox"/>	Remove
REQ0336-1	HR	BASIC	180	[-]	[14]	[31]	3	<input type="checkbox"/>	Remove

> Referenced by Page

> References [4] Page

# Record.

COMPETENCY REQUIREMENT SOP001-2 for Stefan Skau Attach evidence

COMPETENCY SOP001-2 Default

### About

**Title** Managing electrical components in production

**About** This Standard Operating Procedure (SOP) introduces you to the processes of managing electrical components in production


**Instructions** Please read final final version, extended2.docx and take the following [survey](#). Provide a link to the survey results page in the evidence field below.

### Process

- > Step 1: Initiate
- > Step 2: Complete
- > Step 3: Verify
  - Note
- > Step 4: Done

### Preview

Page



The preview shows a document page with a logo consisting of three overlapping circles (two dark blue, one light blue) in the top right corner. The main content of the page is redacted with several thick black horizontal bars.

Pending verification by [JD; TD](#).  
Please review and accept or reject the submission.

Reject Accept



# History

## Competency Records for Stefan Skau (SK)

Results

Item	Title	Assigned from	Status	Initiation date	Completion date	Expiry date	Initiate Competency Requirement
SOP001	Code of conduct	Production	Not initiated	-	-	-	Initiate
SOP002	Workshop instruction	Marketing	Not initiated	-	-	-	Initiate
WI34545	Customer satisfaction	Quality	In progress	01-03-2020	-	-	Initiate
SOP045	Electrical procedure	Procurement	Completed	02-04-2019	03-05-2019	01-03-2020	Initiate
WI4535	Concept development	Marketing coordinator	Outdated	03-05-2018	05-06-2019	-	Initiate
SOP5465	Build instruction	Marketing coordinator	Expired	01-05-2008	Build instruction	-	Initiate
WI4353	Installation	Domestic	Completed New version is available	-	Installation	-	Initiate
SOP4353	Installation	Domestic	Not initiated Initiation period has been exceeded	-	-	-	Initiate
SOP4553	Installation	Domestic	In progress Completion period has been exceeded	-	-	-	Initiate

	Title	Assigned from	Status	
COMP12345	Learning Highstage	Production	25% (1/4 completed)	Initiate all

> Mails [2]

Create Add Page

> Referenced by [4]

Page

> References [5]

Page

Early preview  
demonstration



# Upcoming changes and improvements

## Email Summaries

Configurable email notifications for timely user notifications  
(**call to action and summaries**)

## From competencies to compliances

Be able to assign objects in addition to users as **subjects** for compliance (e.g. products, components, areas, locations etc.)

## Requirements

Use documents with or without versions.  
E.g. require users to read specific versions OR always the latest.

## Matrices view

Configurable matrix view of history records.



# Mentimeter #4

Go to

**[www.menti.com](https://www.menti.com)**

use the code

**7101 4623**

A blue-tinted photograph of a doctor and a patient in a clinical setting. The doctor, a woman with a stethoscope, is leaning over a desk, smiling as she shows a document to an older male patient with glasses. In the background, there are anatomical charts on the wall, including one titled 'THE MUSCULAR SYSTEM' and another with the letters 'E', 'F', 'P', 'O', 'Z'.

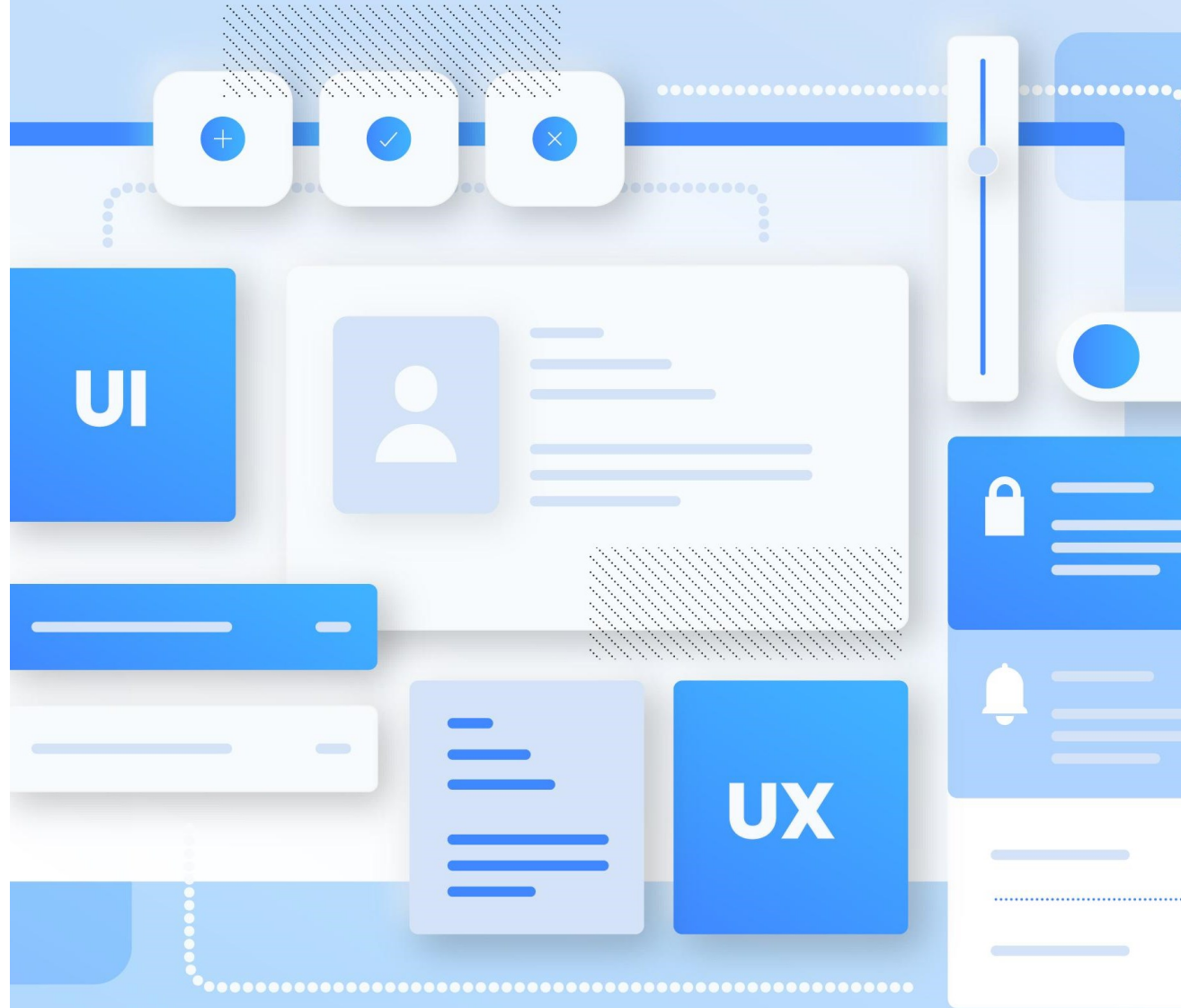
# New UI

HUG 2023

# Highstage - UI/UX

Proposed Improvements





# Agenda

- Introduction
- Current UI/UX
- Goals for the new design
- New UI/UX components
- Key features
- Conclusion



# Introduction

## **Purpose:**

Show case the proposed improvements made to the UI/UX

## **Objectives:**

- Provide an overview of the current state
- Present the proposed changes of the UI/UX
- Obtain feedback and suggestions

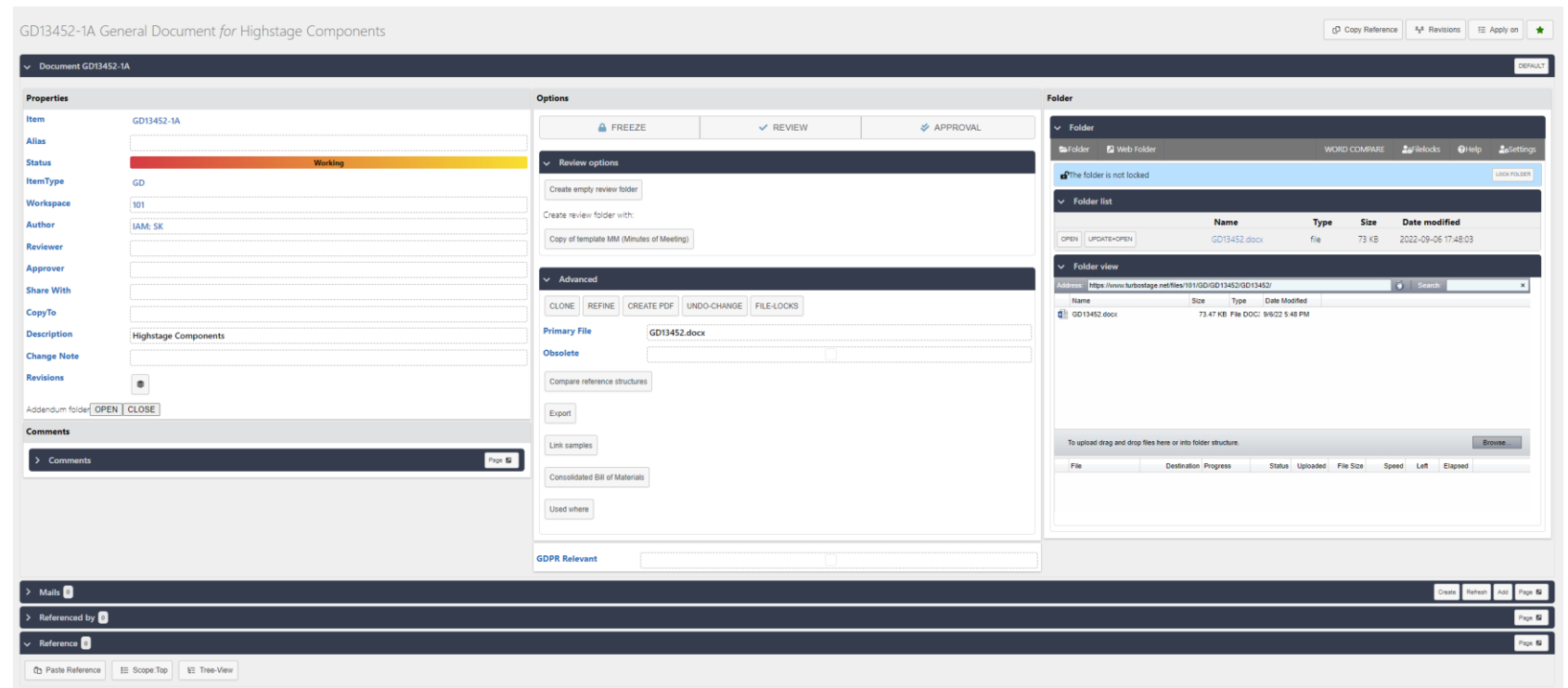


# Current UI/UX

Item page – desktop version

## Weaknesses:

- Some sections may be redundant or unnecessary
- Difficulty in finding certain features and information
- Lack of consistency





# Current UI/UX

## Weaknesses:

- Poor mobile responsiveness and difficult navigation on smaller screens

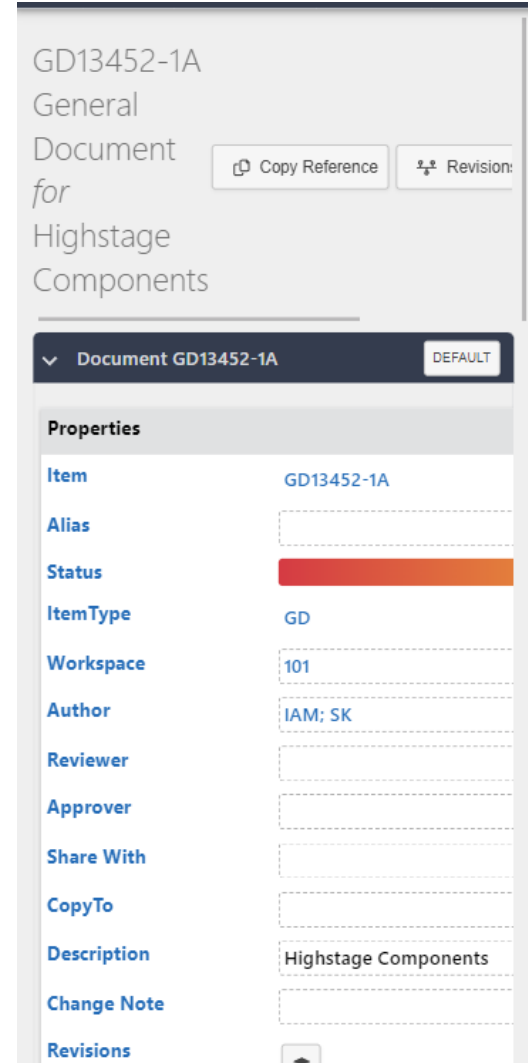


Figure 1.

## Item page – mobile version

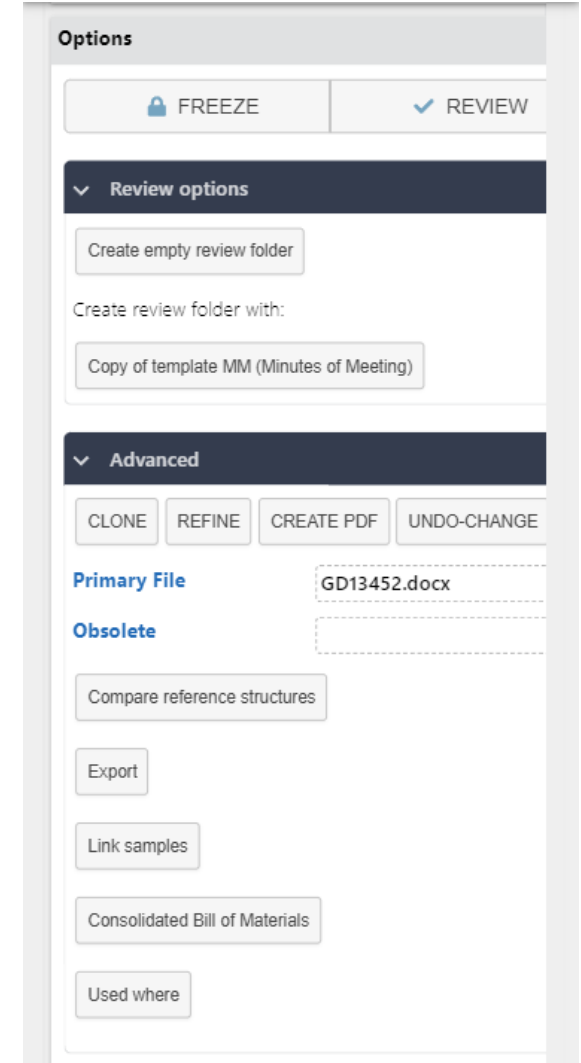


Figure 2.



# Goals for the new design

## Goals:

Improving usability by simplifying the interface and make it more intuitive for our users

Enhance the overall look and feel to provide a more modern and visually appealing experience

Replace sections with tabs to improve and simplify the navigation

Align with the needs of our users to ensure a successful and user-friendly design



# New UI/UX

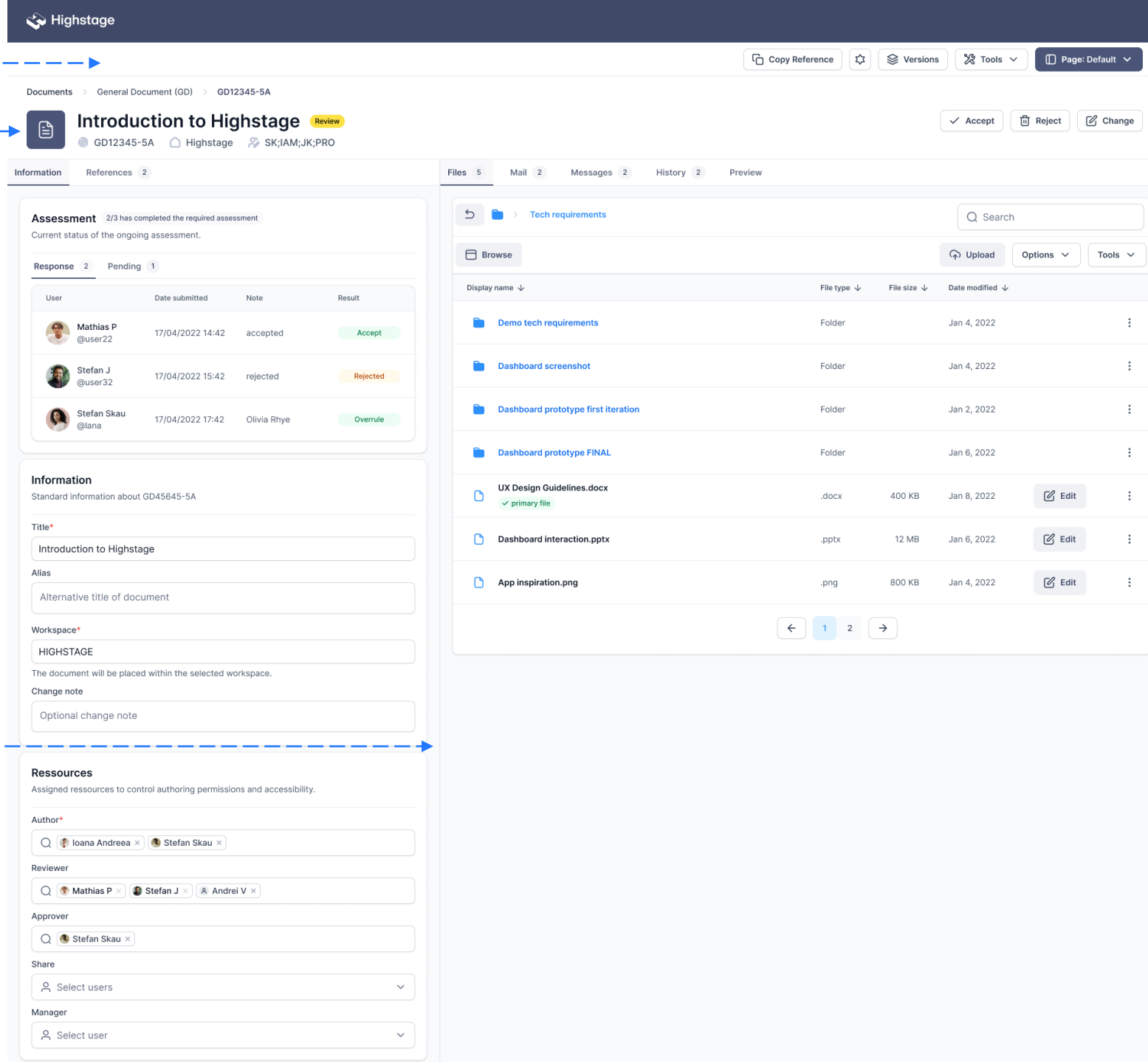
Improved usability and navigation by replacing the sections with tabs

Simplify interface by adding toolbars

Increased efficiency by eliminating unnecessary steps

More modern and visual appearing

New draggable layout



The screenshot displays the Highstage interface for a document titled "Introduction to Highstage". The interface features a top navigation bar with "Copy Reference", "Versions", "Tools", and "Page: Default". Below this, a breadcrumb trail shows "Documents > General Document (GD) > GD12345-5A".

The main content area is organized into tabs: "Information", "References", "Files", "Mail", "Messages", "History", and "Preview". The "Information" tab is active, showing an "Assessment" section with a table of responses:

User	Date submitted	Note	Result
Mathias P @user22	17/04/2022 14:42	accepted	Accept
Stefan J @user32	17/04/2022 15:42	rejected	Rejected
Stefan Skau @lana	17/04/2022 17:42	Olivia Rhye	Override

Below the assessment, there is an "Information" section with fields for "Title" (Introduction to Highstage), "Alias" (Alternative title of document), "Workspace" (HIGHSTAGE), and "Change note" (Optional change note). A "Resources" section lists assigned resources for "Author", "Reviewer", "Approver", "Share", and "Manager".

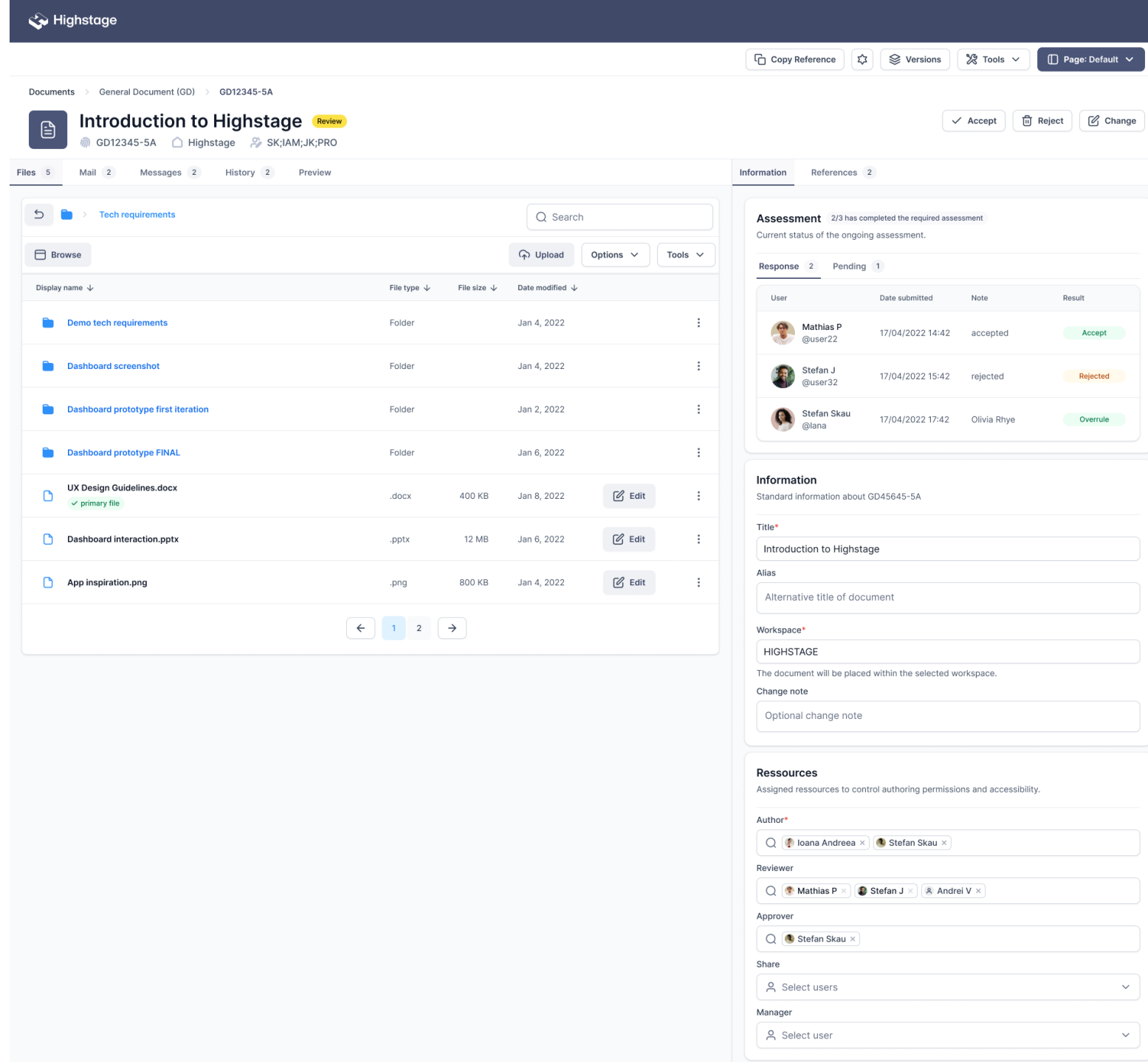
The "Files" tab is also visible, showing a list of files and folders under "Tech requirements":

Display name	File type	File size	Date modified
Demo tech requirements	Folder		Jan 4, 2022
Dashboard screenshot	Folder		Jan 4, 2022
Dashboard prototype first iteration	Folder		Jan 2, 2022
Dashboard prototype FINAL	Folder		Jan 6, 2022
UX Design Guidelines.docx	.docx	400 KB	Jan 8, 2022
Dashboard interaction.pptx	.pptx	12 MB	Jan 6, 2022
App inspiration.png	.png	800 KB	Jan 4, 2022



# New UI/UX

- Resize and arrange layout based on your needs



Highstage

Documents > General Document (GD) > GD12345-5A

**Introduction to Highstage** Review




GD12345-5A Highstage SK;IAM;JK;PRO

Files 5 Mail 2 Messages 2 History 2 Preview

Information References 2

**Assessment** 2/3 has completed the required assessment  
Current status of the ongoing assessment.

Response 2 Pending 1

User	Date submitted	Note	Result
 Mathias P @user22	17/04/2022 14:42	accepted	<span>Accept</span>
 Stefan J @user32	17/04/2022 15:42	rejected	<span>Rejected</span>
 Stefan Skau @lana	17/04/2022 17:42	Olivia Rhye	<span>Overrule</span>

**Information**  
Standard information about GD45645-5A

Title\*  
Introduction to Highstage

Alias  
Alternative title of document

Workspace\*  
HIGHSTAGE  
The document will be placed within the selected workspace.

Change note  
Optional change note

**Ressources**  
Assigned rессources to control authoring permissions and accessibility.

Author\*  
Ioana Andreea x Stefan Skau x

Reviewer  
Mathias P x Stefan J x Andrei V x

Approver  
Stefan Skau x

Share  
Select users

Manager  
Select user

**Tech requirements**


Display name ↓ File type ↓ File size ↓ Date modified ↓

Demo tech requirements	Folder		Jan 4, 2022	
Dashboard screenshot	Folder		Jan 4, 2022	
Dashboard prototype first iteration	Folder		Jan 2, 2022	
Dashboard prototype FINAL	Folder		Jan 6, 2022	
UX Design Guidelines.docx primary file	.docx	400 KB	Jan 8, 2022	Edit
Dashboard interaction.pptx	.pptx	12 MB	Jan 6, 2022	Edit
App inspiration.png	.png	800 KB	Jan 4, 2022	Edit

← 1 2 →

# New UI/UX




- Resize and arrange layout based on your needs



The screenshot displays the Highstage web application interface. At the top, the Highstage logo is visible in the dark blue header. The main navigation bar includes options like 'Copy Reference', 'Versions', 'Tools', and 'Page: Default'. The document title is 'Introduction to Highstage' with a 'Review' status. The breadcrumb trail shows 'Documents > General Document (GD) > GD12345-5A'. The interface is divided into a left sidebar and a main content area. The sidebar contains sections for 'Assessment', 'Information', and 'Resources'. The 'Assessment' section shows a table of user responses. The 'Information' section contains form fields for document details. The 'Resources' section lists assigned roles and users. The main content area displays the Highstage logo and contact information. A blue double-headed arrow points to the 'Information' section in the sidebar, indicating its resizable nature.

**Assessment** 2/3 has completed the required assessment.  
Current status of the ongoing assessment.

Response 2 Pending 1

User	Date submitted	Note	Result
 Mathias P @user22	17/04/2022 14:42	accepted	Accept
 Stefan J @user32	17/04/2022 15:42	rejected	Rejected
 Stefan Skau @lana	17/04/2022 17:42	Olivia Rhye	Override

**Information**  
Standard information about GD45645-5A

Title\*  
Introduction to Highstage

Alias  
Alternative title of document

Workspace\*  
HIGHSTAGE  
The document will be placed within the selected workspace.

Change note  
Optional change note

**Ressources**  
Assigned ressources to control authoring permissions and accessibility.

Author\*  
Ioana Andreea x Stefan Skau x

Reviewer  
Mathias P x Stefan J x Andrei V x

Approver  
Stefan Skau x

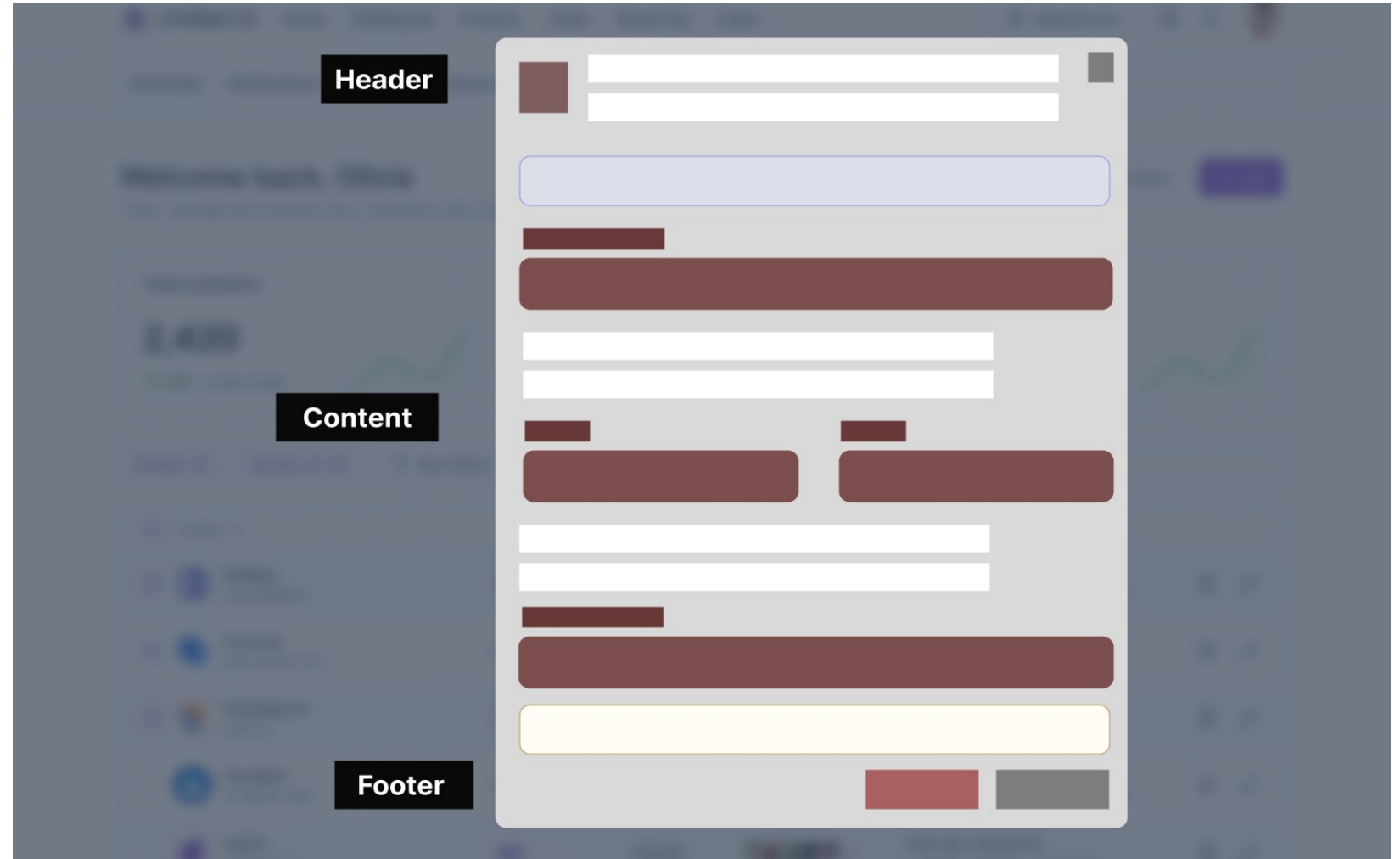
Share  
Select users

Manager  
Select user

HighStage A/S +45 70 266 399 (CVR) 32885187 Highstage.dk

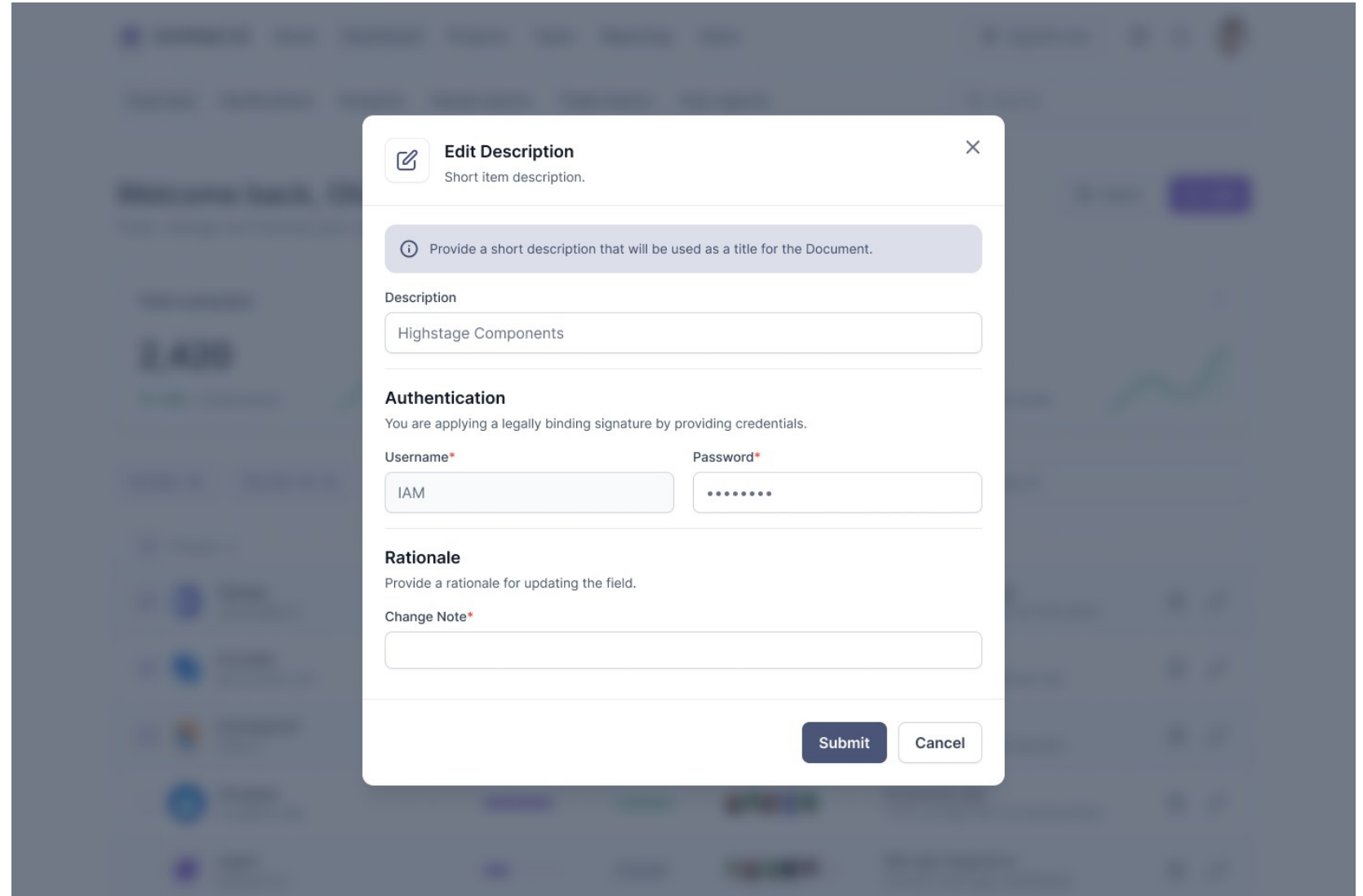
# New UI/UX

- Dialog/Modal structure



# New UI/UX

- More modern and visual appearing



The image shows a screenshot of a modern web application interface. A modal dialog box titled "Edit Description" is centered on the screen. The dialog has a close button (X) in the top right corner. Below the title, there is a subtitle "Short item description." and a help icon (i) with the text "Provide a short description that will be used as a title for the Document." Below this is a text input field containing "Highstage Components". The dialog is divided into sections: "Authentication" with the instruction "You are applying a legally binding signature by providing credentials." and two input fields for "Username\*" (containing "IAM") and "Password\*" (containing dots). Below that is the "Rationale" section with the instruction "Provide a rationale for updating the field." and a "Change Note\*" input field. At the bottom right, there are "Submit" and "Cancel" buttons.



# Key features

In the new design we have implemented several key features that aims to enhance the user experience and simplify navigation.

**Simplify navigation**

**Draggable layout**

**Toolbars**

**Improve visual design**





HUGstage23

GD13452-1A General Document for Highstage Components

Document GD13452-1A

**Properties**

Item: GD13452-1A  
Status: Review  
ItemType: GD  
Workspace: 101  
Author: JAM:SK  
Reviewer:  
Approver:  
Share With:  
Copy To:  
Description: Highstage Components  
Change Note:  
Revisions:  
Addendum folder: OPEN CLOSE  
Comments: Comments Page

**Options**

CHANGE REJECT ACCEPT

Review options

Create empty review folder

Create review folder with:  
Copy of template MM (Minutes of Meeting)

Advanced

CLONE REFINES CREATE PDF UNDO-CHANGE FILE-LOCKS

Primary File: GD13452.docx  
Obsolete:

Compare reference structures

Export

Link samples

Consolidated Bill of Materials

Used where

**Folder**

Folder

The folder is not locked

Folder list

Name	Type	Size	Date modified
GD13452.docx	file	73 KB	2022-09-06 17:48:03

Folder view

Address: https://www.hugstage.net/files/101/GD/GD13452/GD13452

Name	Size	Type	Date Modified
GD13452.docx	73.47 KB	File DOCX	9/6/22 5:48 PM

To upload drag and drop files here or into folder structure

File	Destination	Progress	Status	Uploaded	File Size	Speed
------	-------------	----------	--------	----------	-----------	-------

Highstage

Documents > General Document (GD) > GD12345-5A

Introduction to Highstage Review

GD12345-5A Highstage SKJAM:JKPRO

Accept Reject Change

Information References

Assessment 2/3 has completed the required assessment

Current status of the ongoing assessment.

Response 2 Pending 1

User	Date submitted	Note	Result
Mathias P @user22	17/04/2022 14:42	accepted	Accept
Stefan J @user32	17/04/2022 15:42	rejected	Rejected
Stefan Skau @sana	17/04/2022 17:42	Olivia Rhye	Override

Information

Standard information about GD45645-5A

Title\* Introduction to Highstage

Alias Alternative title of document

Workspace\* HIGHSTAGE

The document will be placed within the selected workspace.

Change note

Optional change note

Resources

Assigned resources to control authoring permissions and accessibility.

Author\* Ioana Andreea x Stefan Skau x

Reviewer Mathias P x Stefan J x Andrei V x

Approver Stefan Skau x

Share Select users

Manager Select user

Files 5 Mail 2 Messages 2 History 2 Preview

Tech requirements

Browse

Upload Options Tools

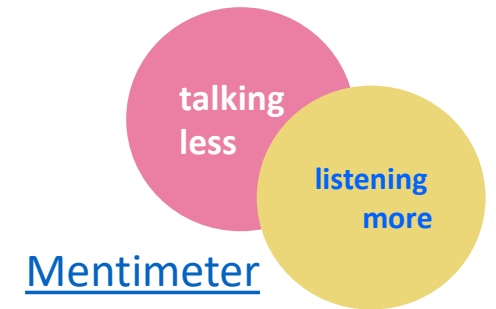
Display name	File type	File size	Date modified
Demo tech requirements	Folder		Jan 4, 2022
Dashboard screenshot	Folder		Jan 4, 2022
Dashboard prototype first iteration	Folder		Jan 2, 2022
Dashboard prototype FINAL	Folder		Jan 6, 2022
UX Design Guidelines.docx primary file	.docx	400 KB	Jan 8, 2022
Dashboard interaction.pptx	.pptx	12 MB	Jan 6, 2022
App inspiration.png	.png	800 KB	Jan 4, 2022





# Conclusion

We welcome any **feedback and suggestions** you may have!





# Mentimeter #5-9

Go to

**[www.menti.com](https://www.menti.com)**

use the code

**7101 4623**

A blue-tinted photograph of a doctor and a patient in a clinical setting. The doctor, a woman with a stethoscope, is leaning over a desk, smiling as she looks at a document held by the patient, an older man with glasses. In the background, there are medical posters, including one titled 'THE MUSCULAR SYSTEM' and another with an eye chart showing letters like 'E', 'F', 'P', 'O', 'Z'.

# New Folder View

HUG 2023

# New Folder View

See separate video [here](#)

# LUNCH

A blue-tinted photograph of a doctor and a patient in a clinic. The doctor, a woman with a stethoscope, is leaning over a desk, smiling as she looks at a document held by the patient, an older man with glasses. In the background, there are medical posters on the wall, including one titled 'THE MUSCULAR SYSTEM' and another with the letters 'E', 'F', 'P', 'O', 'Z'.

General presentation of Highstage





# A life after Highstage: Being a retired Highstage expert Per Helge Rahbæk



# Manufacturing, Devices and a barcode scanner

Brian Axbøgg, Recab





Device Module for serial numbers

**Cannot be shared, as it contains real data. Contact us if you want more info**

Brian Axbøg

Rene Hvid



# SolidWorks integration(s)

Sven Andersen, Bengt Dahlborg

General presentation of Highstage



# Variants

- **SolidWorks CAD/PDM**
  - SolidWorks AddIn for export and Highstage import plugin
- **SolidWorks CAD using Highstage as vault (Prototype)**
  - SolidWorks AddIn
- **SpaceClaim CAD using Highstage as vault (Prototype)**
  - SpaceClaim AddIn
- **Autodesk Vault. NTI export and Highstage import.**

# SolidWorks Integration

Separate videos will be shared later



HUGstage23

# Mentimeter #10

Go to

**[www.menti.com](https://www.menti.com)**

use the code

**7101 4623**

A blue-tinted photograph of a doctor and a patient in a clinic. The doctor, a woman with a stethoscope, is leaning over a desk, smiling as she looks at a document held by the patient, an older man with glasses. In the background, there are medical posters, including one titled 'THE MUSCULAR SYSTEM' and another with the letters 'E', 'F', 'P', 'O', 'Z'.

KAGE!!!

HUG 2023





# Feature focus: The new Import functionality





HUGstage23



# Agenda

- Current Import
- New Import
- Future Features

A blue-tinted photograph of a doctor and a patient in a clinic. The doctor, a woman with a stethoscope, is leaning over a desk, smiling as she shows a document to an older man with glasses. The background features medical posters, including one titled 'THE MUSCULAR SYSTEM' and another with the letters 'E', 'F', 'P', 'O', 'Z'.

# Current Import



# Current Import - Refs



- Input parsed using the pattern

```
<type name="part">
  <import-ref
    name="default"
    title="Reference Import"
    pattern="#item#qty,pos"
    basetype="part"
    clear-on-import="1"
    subtypes="*"
    file-pattern="*.xlsx"
    ignore-headers="0"
    create="1"
    aggregate="0" />
</type>
```

pattern="#item#qty,pos"

Matching Columns

Other Columns







# Current Import - Refs

- Input parsed using the pattern
- Pattern does not work well for spreadsheets with many columns
- Matching columns must come before other columns
- Can not update existing refs

```
<type name="part">  
  <import-ref  
    name="default"  
    title="Reference Import"  
    pattern="#item#qty,pos"  
    basetype="part"  
    clear-on-import="1"  
    subtypes="*"  
    file-pattern="*.xlsx"  
    ignore-headers="0"  
    create="1"  
    aggregate="0" />  
</type>
```



# Current Import - Items

- Different pattern system

```
<type name="part">
  <data-import
    name="default"
    title="Data Import"
    ignore-headers="0"
    matching="{[item=1]}"
    creating="{[type=4],[workspace=5],[description=6]}"
    updating="{[note=2],[usestatus=3]}"
    basetype="part"
    subtypes="*"
    create="1"
    file-pattern="DataImport.xlsx" />
</type>
```



# Current Import - Items

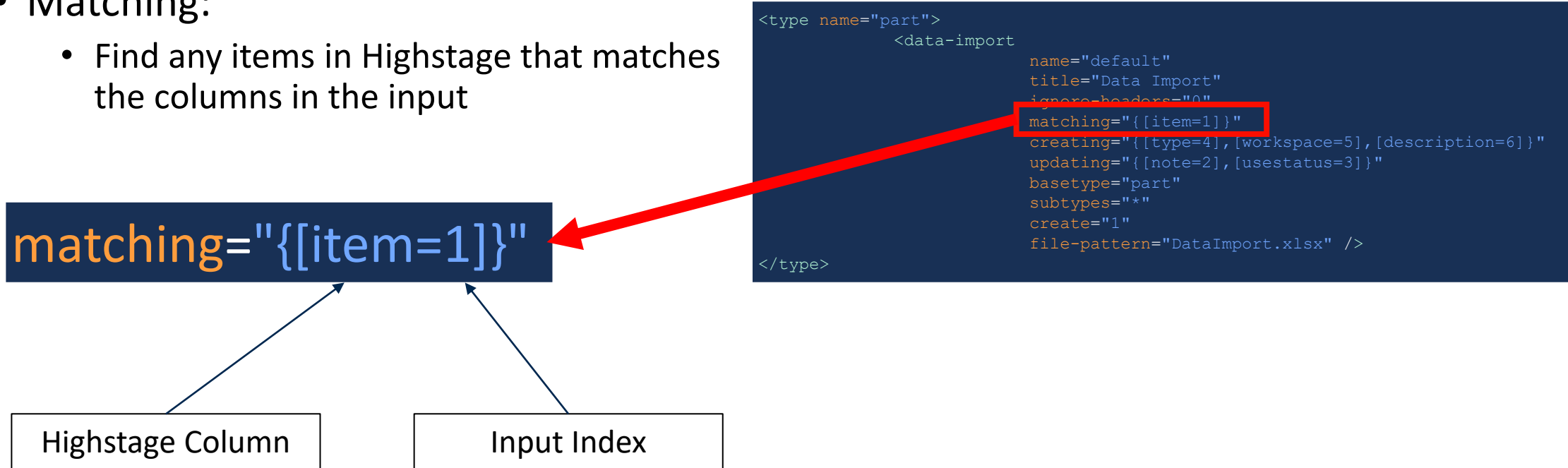
- Different pattern system
- Matching:
  - Find any items in Highstage that matches the columns in the input

matching="{[item=1]}"

Highstage Column

Input Index

```
<type name="part">
  <data-import
    name="default"
    title="Data Import"
    ignore-headers="0"
    matching="{[item=1]}"
    creating="{[type=4],[workspace=5],[description=6]}"
    updating="{[note=2],[usestatus=3]}"
    basetype="part"
    subtypes="*"
    create="1"
    file-pattern="DataImport.xlsx" />
</type>
```







# Current Import - Items

- Different pattern system
- Creating:
  - If new items are created, use these values

```
<type name="part">
  <data-import
    name="default"
    title="Data Import"
    ignore-headers="0"
    matching="{[item=1]}"
    creating="{[type=4],[workspace=5],[description=6]}"
    updating="{[note=2],[uses_status=3]}"
    basetype="part"
    subtypes="*"
    create="1"
    file-pattern="DataImport.xlsx" />
</type>
```

`creating="{ [type=4] , [workspace=5] , [description=6] }"`



# Current Import - Items

- Different pattern system
- Updating:
  - All matched items, will have these values updated

```
<type name="part">
  <data-import
    name="default"
    title="Data Import"
    ignore-headers="0"
    matching="{[item=1]}"
    creating="{[type=4],[workpaper=5],[description=6]}"
    updating="{[note=2],[usestatus=3]}"
    basetype="part"
    subtypes="*"
    create="1"
    file-pattern="DataImport.xlsx" />
</type>
```

updating="{ [note=2], [usestatus=3] }"

# New Import

A blue-tinted photograph of a doctor and a patient in a medical office. The doctor, a woman with a stethoscope, is leaning over a desk, smiling as she shows a document to an older man with glasses. The background features medical posters, including one titled 'THE MUSCULAR SYSTEM' and another with the letters 'E', 'F', 'P', 'O', 'Z'.



# New Import

- Combined profile

```
<import
  name="Import Item Update Test"
  title="Import Item Update Test"
  importtype="item"
  ignore-headers="1"
  matching="{[item='item']}"
  updating="{[description='description']}"
  creating="{[itemtype='type'],[workspace='workspace'],[description='description']}"
  basetype="part"
  subtypes="PAR"
  create="0"
  file-pattern="*.xlsx"
/>
```



# New Import

- Combined profile
- Input parsing from item is used, can both use column index or column name

```
<import
  name="Import Item Update Test"
  title="Import Item Update Test"
  importtype="item"
  ignore-headers="1"
  matching="{ [item='item'] }"
  updating="{ [description='description'] }"
  creating="{ [itemtype='type'], [workspace='workspace'], [description='description'] }"
  subtype="part"
  subtypes="PAR"
  create="0"
  file-pattern="*.xlsx"
/>
```



```
updating="{ [description='description'] }"
```



# New Import

- Combined profile
- Input parsing from item is used, can both use column index or column name
- Extendable for new input sources  
By using the code put into the TS library new data sources can be added, an example being a database instead of a csv- or spreadsheet file.

```
<import
  name="Import Item Update Test"
  title="Import Item Update Test"
  importtype="item"
  ignore-headers="1"
  matching="{[item='item']}"
  updating="{[description='description']}"
  creating="{[itemtype='type'], [workspace='workspace'], [description='description']}"
  basetype="part"
  subtypes="PAR"
  create="0"
  file-pattern="*.xlsx"
/>
```

A blue-tinted photograph of a doctor and a patient in a clinic. The doctor, a woman with a stethoscope, is leaning over a desk, smiling as she looks at a document held by the patient, an older man with glasses. In the background, there are medical posters on the wall, including one titled 'THE MUSCULAR SYSTEM' and another with the letters 'E', 'F', 'P', 'O', 'Z' arranged in a grid. The overall scene is professional and collaborative.

# Future Features\*

\* No prioritized order, no promises of delivery date





# Future Features

- Runtime optimizations
- Update references instead of deleting all references and create new ones
- Button to "Create all" instead of one button for each non-matched row
- Expand trustee usage and security for the import feature
- Update all matched items, so one row can update multiple items
- Be able to update reference columns while updating items

A photograph of a doctor and a patient in a clinic, overlaid with a blue tint. The doctor, a woman with a stethoscope, is leaning over a desk, smiling and looking at a document held by the patient, an older man with glasses. In the background, there are medical posters, including one titled 'THE MUSCULAR SYSTEM' and another with the letters 'E', 'F', 'P', 'O', 'Z'.

Questions?



# Feature focus: Updated List functionality





HUGstage23



# Agenda

- Why do we need a new List
- Creating new List items
- Configuration
- Using new list items

A blue-tinted photograph of a doctor and a patient in a clinic. The doctor, a woman with a stethoscope, is leaning over a desk, smiling as she shows a document to an older male patient with glasses. In the background, there are medical posters, including one titled 'THE MUSCULAR SYSTEM' and another with the letters 'E', 'F', 'P', 'O', 'Z' arranged in a grid. The overall scene is professional and collaborative.

# Why List 2.0?

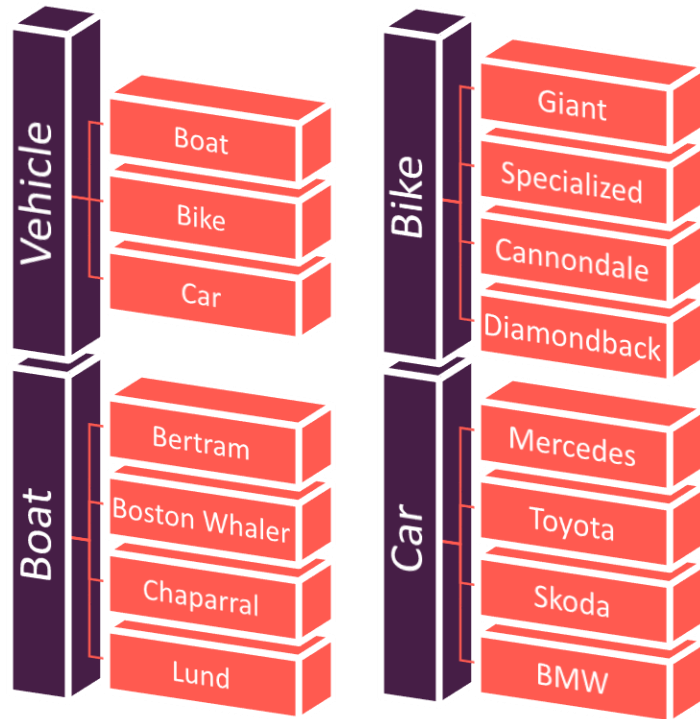


# Why List 2.0?





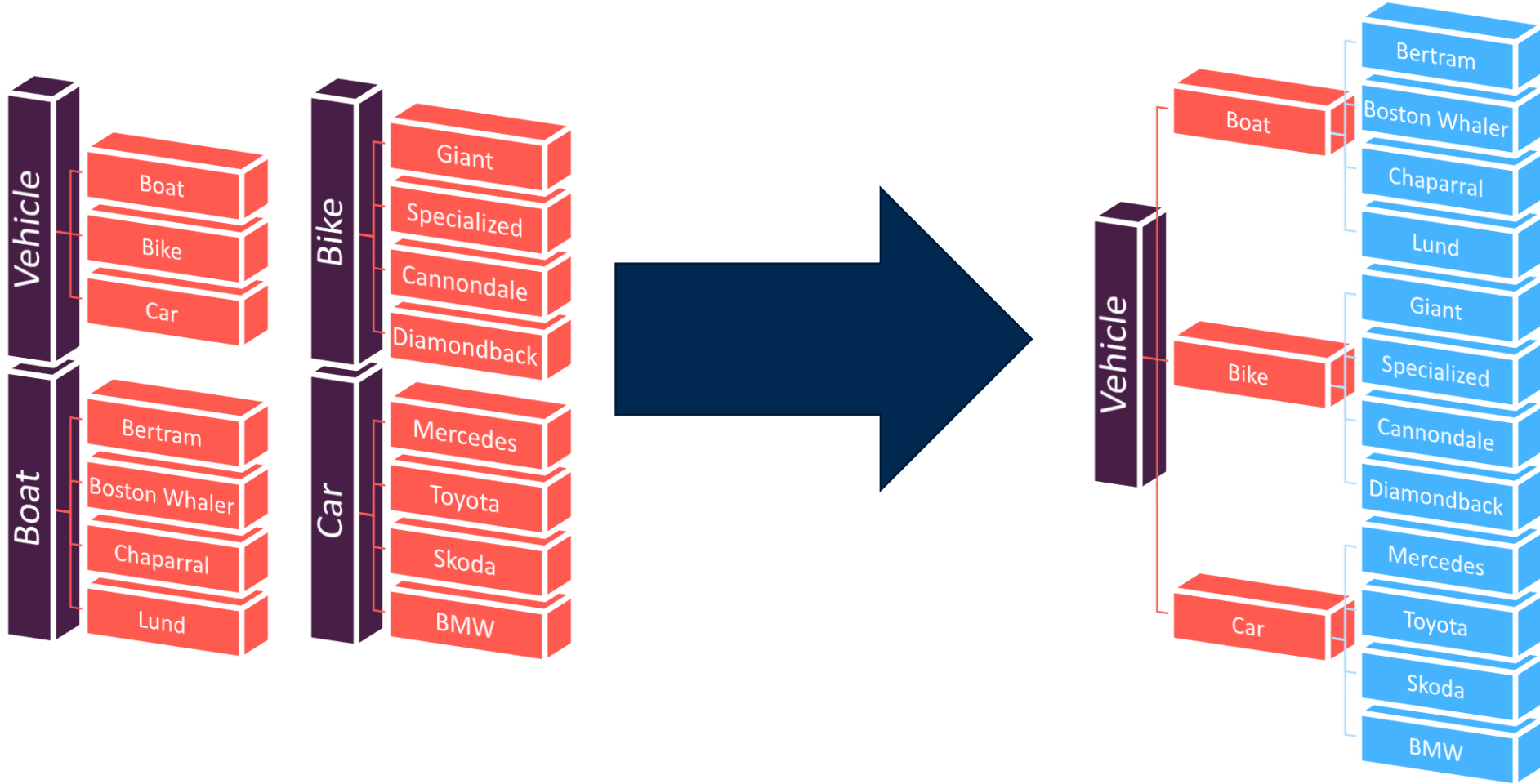
# Why List 2.0?







# Why List 2.0?



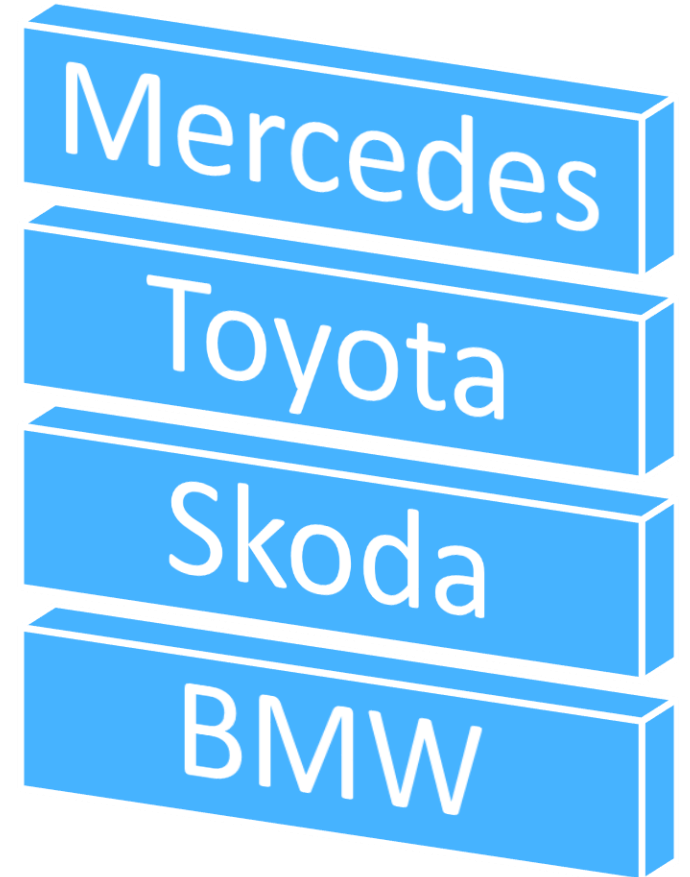


# Why List 2.0?

IF



THEN



A blue-tinted photograph of a doctor and a patient in a clinic. The doctor, a woman with a stethoscope, is leaning over a desk, smiling as she shows a document to an older male patient with glasses. The patient is sitting at the desk, looking at the document. In the background, there are medical posters on the wall, including one titled 'THE MUSCULAR SYSTEM' and another with a grid of letters 'E', 'F', 'P', 'O', 'Z'.

# Creating new List items



# Creating new List items

Create new List

Entry

Vehicle

**Entry:\***

**Parent:**

Create More



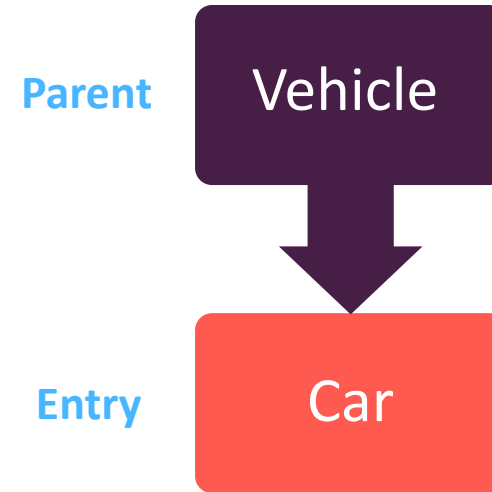
# Creating new List items

Create new List

**Entry:\***

**Parent:**

Create More





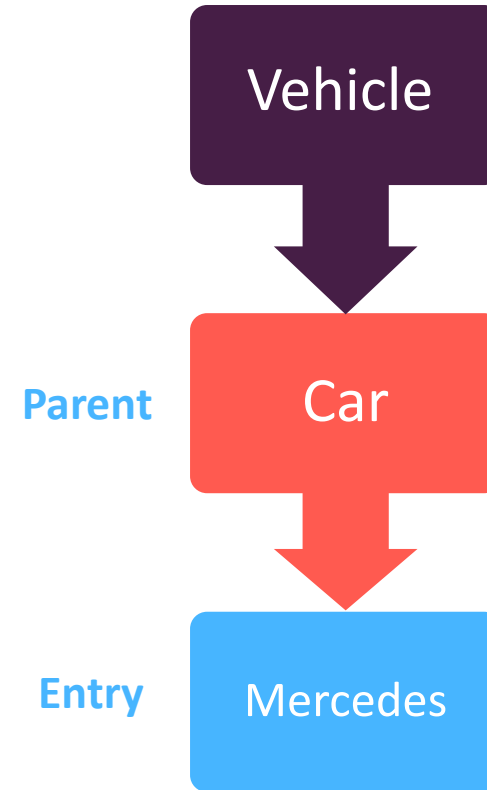
# Creating new List items

Create new List

**Entry:**\*

**Parent:**

Create More



A blue-tinted photograph of a doctor and a patient in a clinical setting. The doctor, a woman with a stethoscope, is leaning over a desk, smiling as she looks at a document held by the patient, an older man with glasses. In the background, there are medical posters on the wall, including one titled 'THE MUSCULAR SYSTEM' and another with the letters 'E', 'F', 'P', 'O', 'Z'.

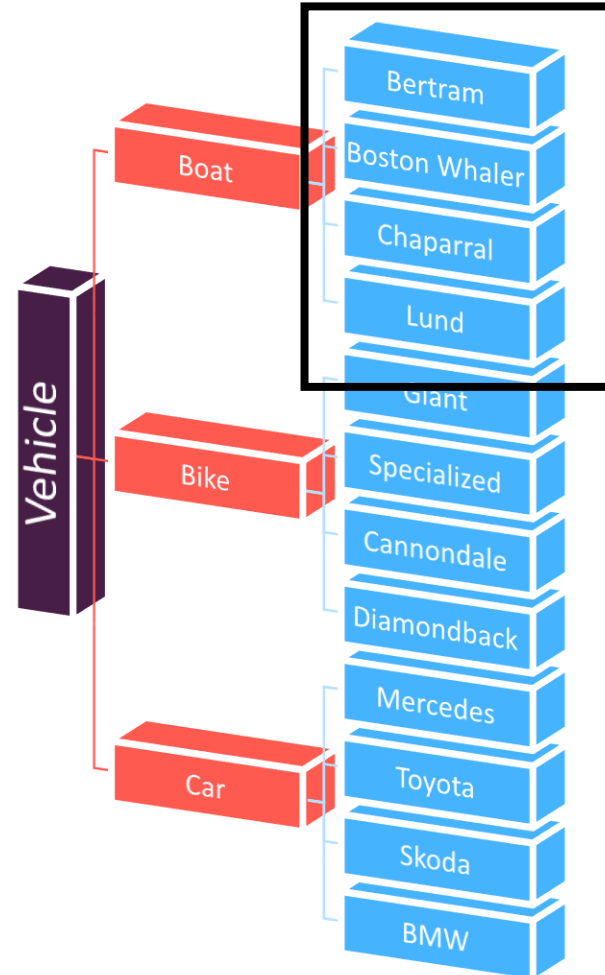
# Configuration





# Configuration - Parent

```
<column  
  name="List4"  
  title="Boat Children"  
  type="List"  
  parent="Boat"  
>
```



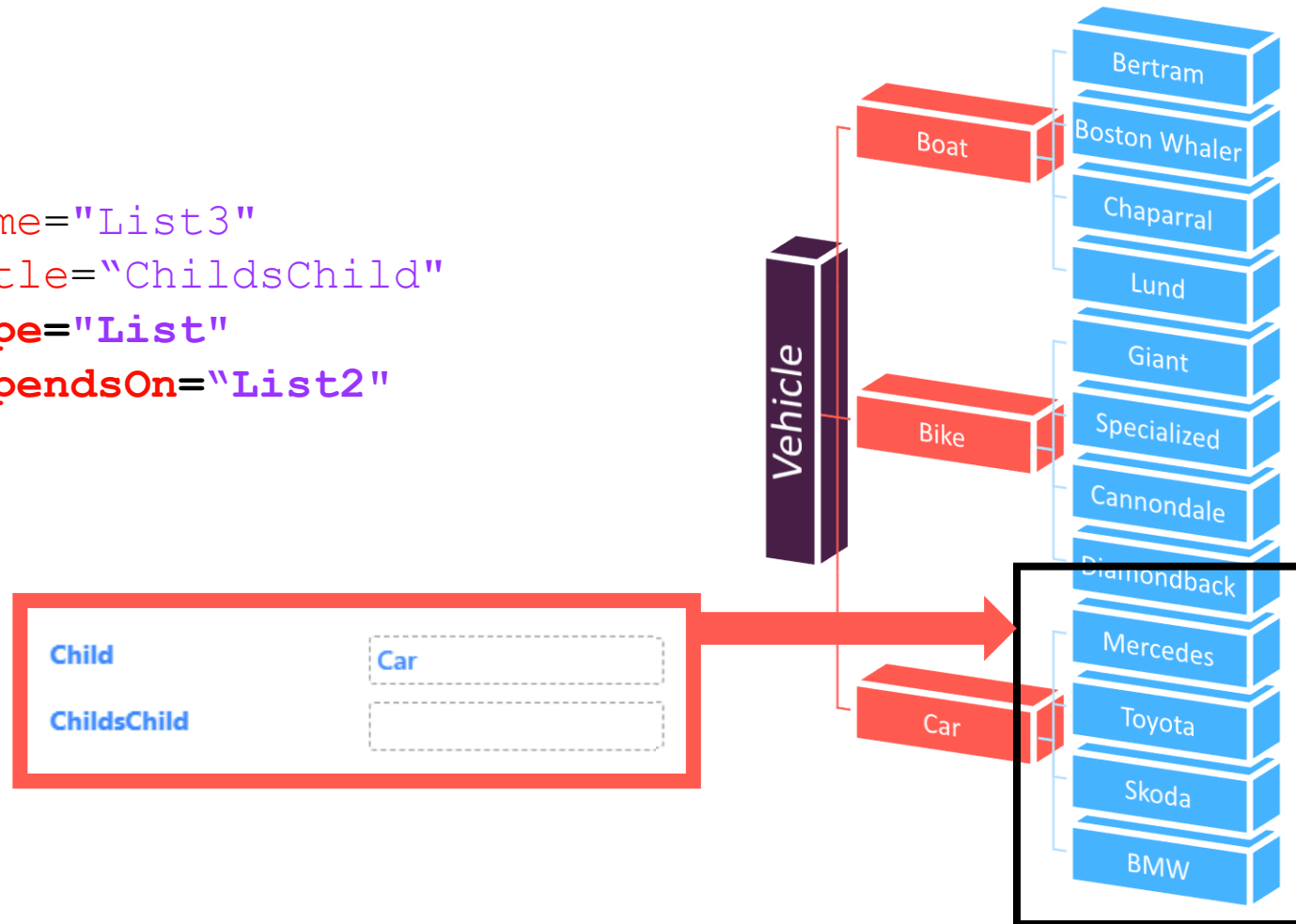


# Configuration - DependsOn

```
<column
```

```
name="List3"  
title="ChildsChild"  
type="List"  
dependsOn="List2"
```

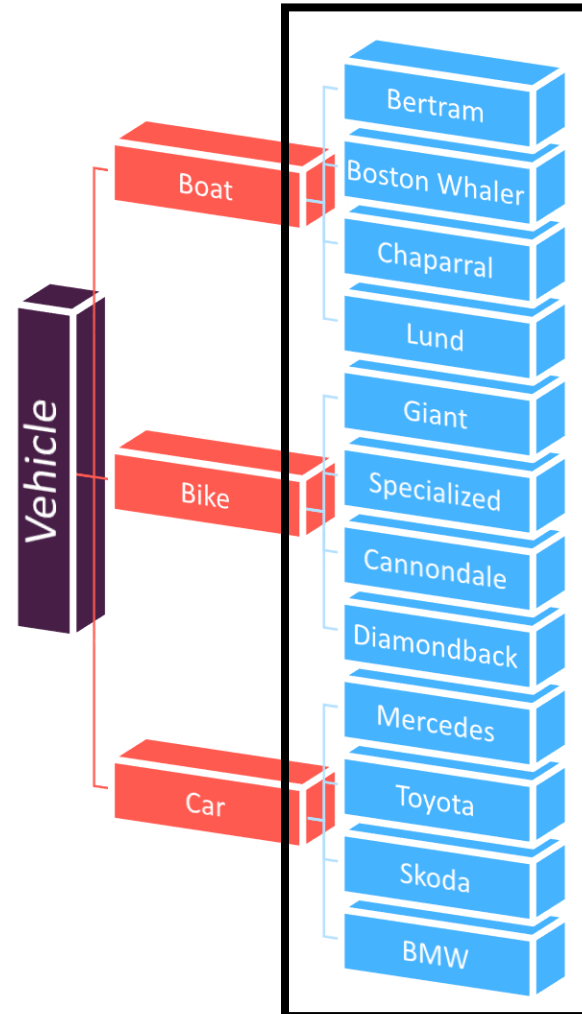
```
/>
```





# Configuration - LeafsOnly

```
<column  
  name="List5"  
  title="Leafs Only"  
  type="List"  
  parent="Vehicle"  
  leafsOnly="1"  
>
```



# Using new list items

A blue-tinted photograph of a doctor and a patient in a clinic. The doctor, a woman with a stethoscope, is leaning over a desk, smiling as she shows a document to the patient. The patient, an older man with glasses, is sitting at the desk and looking at the document. In the background, there are medical posters on the wall, including one titled 'THE MUSCULAR SYSTEM' and another with the letters 'E', 'F', 'P', 'O', 'Z'.



# Using new list items

Document CRS10002-6

Top	Vehicle
Child	
ChildsChild	
Car Children	
Only leafs	

# Using new list items

Document CRS10002-6

Top Vehicle

Child

ChildsChild

Car Children

Only leafs

List Test Virtual Vehicle

Mails 0

Referenced by 0

Reference 0

Scope: Top Tree-View

**Modify Child** [X]

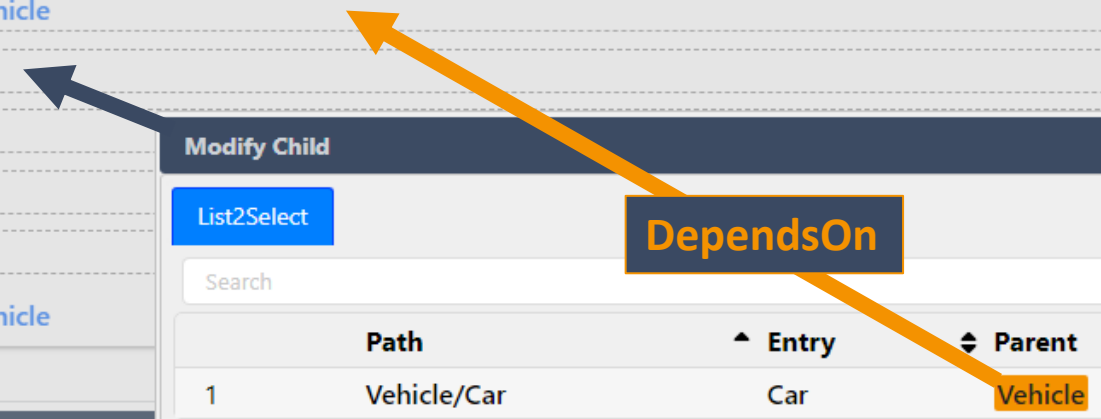
List2Select

Search [Clear]

	Path	Entry	Parent	Manager
1	Vehicle/Car	Car	Vehicle	JB

Use SHIFT-ENTER for new line

Submit Cancel



# Using new list items

Document CRS10002-6

Top Vehicle

Child Car

ChildsChild

Car Children

Only leafs

List Test Virtual Vehicle

Mails 0

Referenced by 0

Reference 0

Scope:Top Tree-View

**Modify ChildsChild** [X]


List3Select

Search [Clear]

	Path	Entry	Parent	Manager
1	Vehicle/Car/Mercedes	Mercedes	Vehicle/Car	JB

Use SHIFT-ENTER for new line

[Submit] [Cancel]





A photograph of a doctor and a patient in a clinic, overlaid with a blue tint. The doctor, a woman with a stethoscope, is leaning over a desk, smiling as she looks at a document held by the patient, an older man with glasses. In the background, there are medical posters, including one titled 'THE MUSCULAR SYSTEM' and another with the letters 'E', 'F', 'P', 'O', 'Z'.

Questions?

A photograph of a doctor and a patient in a clinic, overlaid with a blue tint. The doctor, a woman with a stethoscope, is leaning over a desk, smiling as she looks at a document held by the patient, an older man with glasses. In the background, there are medical posters, including one titled 'THE MUSCULAR SYSTEM' and another with the letters 'E', 'F', 'P', 'O', 'Z'.

THANK YOU!!!!



# Souvenirs from HUG 2023

- T-shirt
- Damn good coffee with a ChatGPT poem about Highstage
- Don't forget the open Techie's Corner afterwards
- Dinner at 1700 for those who signed up for it



# Mentimeter #11-13



A photograph of a doctor and a patient in a clinic, overlaid with a blue tint. The doctor, a woman with a stethoscope, is leaning over a desk, smiling as she looks at a document held by the patient, an older man with glasses. In the background, there are medical posters, including one titled 'THE MUSCULAR SYSTEM' and another with the letters 'E', 'F', 'P', 'O', 'Z'.

THANK YOU!!!!

A blue-tinted photograph of a doctor and a patient in a clinical setting. The doctor, a woman with a stethoscope, is leaning over a desk, smiling as she shows a document to an older male patient with glasses. In the background, there are anatomical charts on the wall, including one titled 'THE MUSCULAR SYSTEM' and another with the letters 'E', 'F', 'P', 'O', 'Z'.

# Techie's Corner

General presentation of Highstage



# Techie's Corner

- Reference 2.0
- Template management
- Basetype inheritance



A doctor and a patient are seated at a desk in a medical office, looking at a document together. The doctor, on the right, is wearing a white lab coat and a stethoscope. The patient, on the left, is wearing a checkered shirt and glasses. The background features anatomical charts, including one titled "THE MUSCULAR SYSTEM" and another with the letters "E", "F", "P", "O", "Z". The entire image is overlaid with a blue tint.

THANK YOU EVEN MORE

HUG 2023

ONE

SIZE

NEVER

FITS

ALL